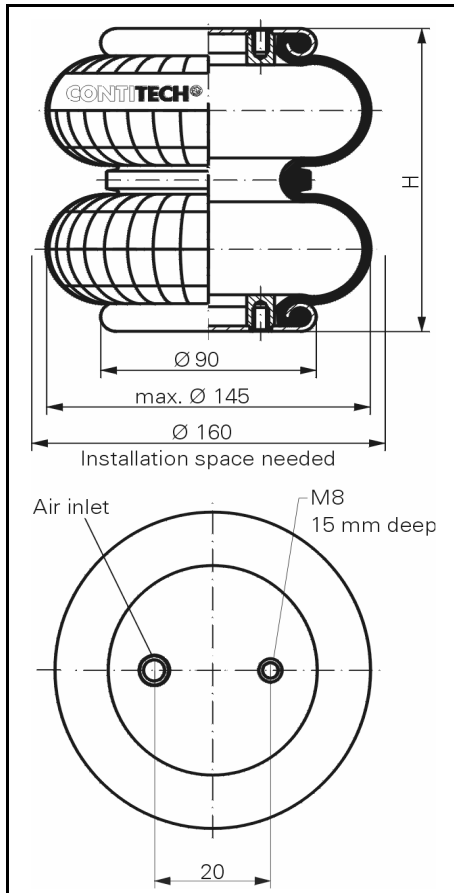
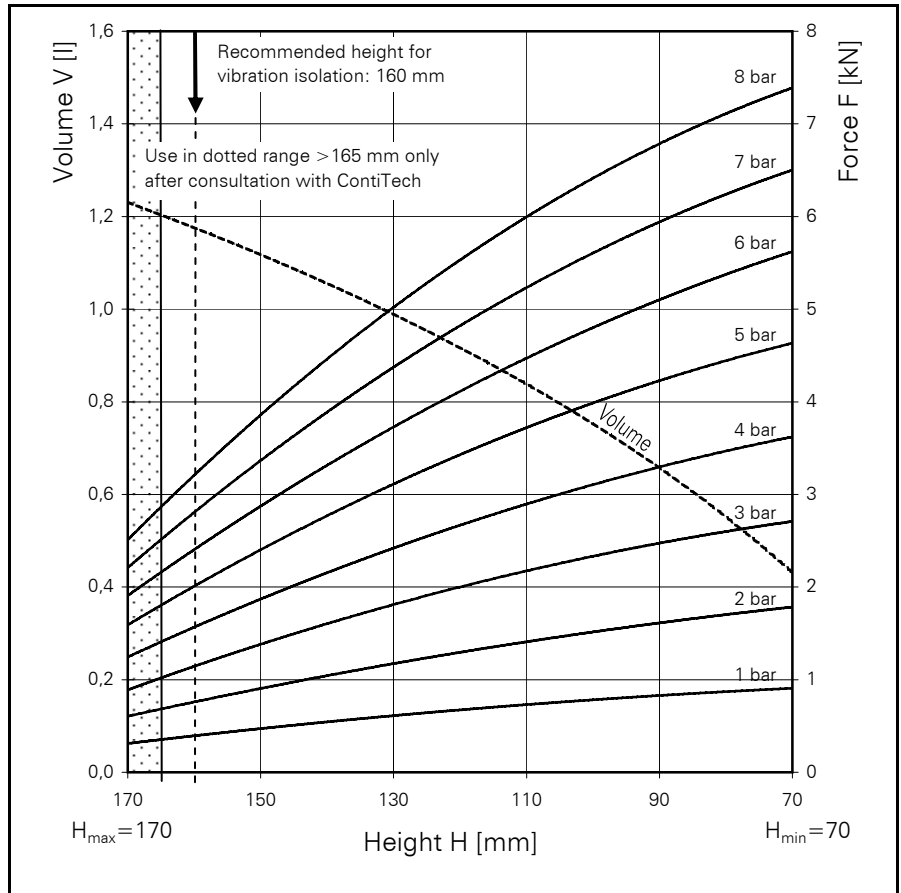


FD 40-10

CONTI® Double Convolution Air Spring



FD 40-10



Force-height diagram

Purchase order data

Type	Order No.
Rubber bellows only	60457
With clamped plates	2682 001 000
G 1/8 air inlet	

Additional types on request

Technical data

Min. pressure	0 bar
Return force to min. height	≤ 200 N
Overall weight with clamped plates	1.1 kg

Vibration isolation - dynamic characteristic values

Design height H: recommended 160mm, minimum 150mm

Pressure p [bar]	3	4	5	6	7	8	Vol.[l]
Force (Load) [kN]	1.1	1.5	2.0	2.4	2.8	3.2	1.2
Spring rate [N/cm]	340	450	580	700	825	950	
Natural frequency [Hz]	2.8	2.8	2.7	2.7	2.7	2.7	

Pneumatic application - static characteristic values

Force F [kN]

Pressure p [bar]	3	4	5	6	7	8	Vol.[l]	
Height H [mm]	160	1.1	1.6	2.0	2.4	2.8	3.2	1.2
	140	1.6	2.2	2.8	3.3	3.9	4.5	1.1
	120	2.0	2.7	3.4	4.1	4.8	5.5	0.9
	100	2.3	3.1	4.0	4.8	5.6	6.4	0.7
	80	2.6	3.5	4.5	5.4	6.3	7.1	0.6



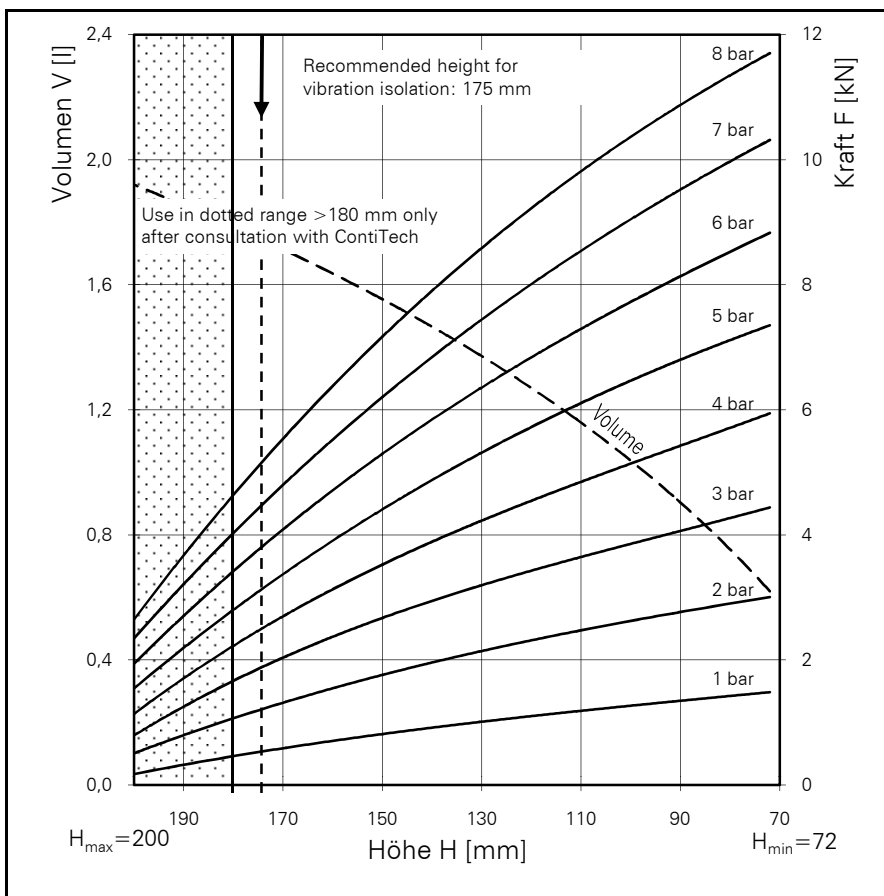
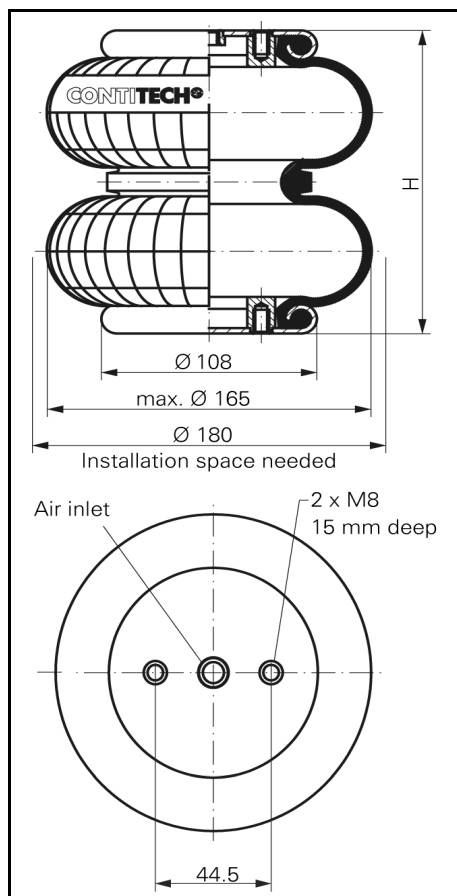
Service instructions

M8 = 25 Nm

G 1/8 = 25 Nm

FD 70-13

CONTI® Double Convolution Air Spring



FD 70-13

Force-height diagram

Purchase order data

Type	Order No.
Rubber bellows only	60513
With clamped plates	2682 015 000
G 1/4 air inlet	

Additional types on request

Technical data

Min. pressure	0 bar
Return force to min. height	≤ 200 N
Overall weight with clamped plates	1.5 kg

Vibration isolation - dynamic characteristic values

Design height H: recommended 175mm, minimum 160mm

Pressure p [bar]	3	4	5	6	7	8	Vol.[l]
Force (Load) [kN]	1.9	2.5	3.2	3.8	4.5	5.2	1.7
Spring rate [N/cm]	460	595	730	860	995	1.125	
Natural frequency [Hz]	2.5	2.5	2.4	2.4	2.4	2.4	

Pneumatic application - static characteristic values

Force F [kN]

Pressure p [bar]	3	4	5	6	7	8	Vol.[l]
Height H [mm]	180	160	140	120	100	80	
	1.6	2.4	2.9	3.4	3.9	4.3	1.8
	2.3	3.2	3.9	4.5	5.2	5.7	1.6
	2.9	3.9	4.8	5.7	6.5	7.1	1.5
	3.4	4.5	5.7	6.8	7.8	8.5	1.3
	3.9	5.2	6.5	7.8	9.1	10.0	1.1
	4.3	5.7	7.1	8.5	10.0	11.4	0.7

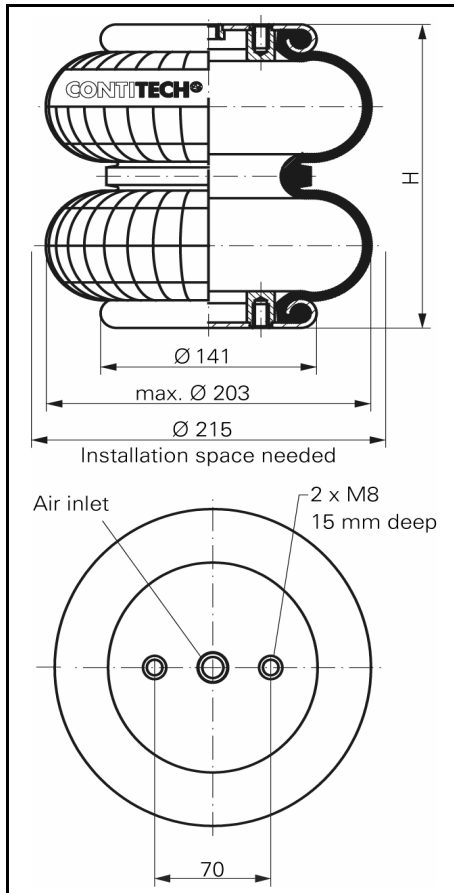


Service instructions
M8 = 25 Nm
G 1/4 = 25 Nm

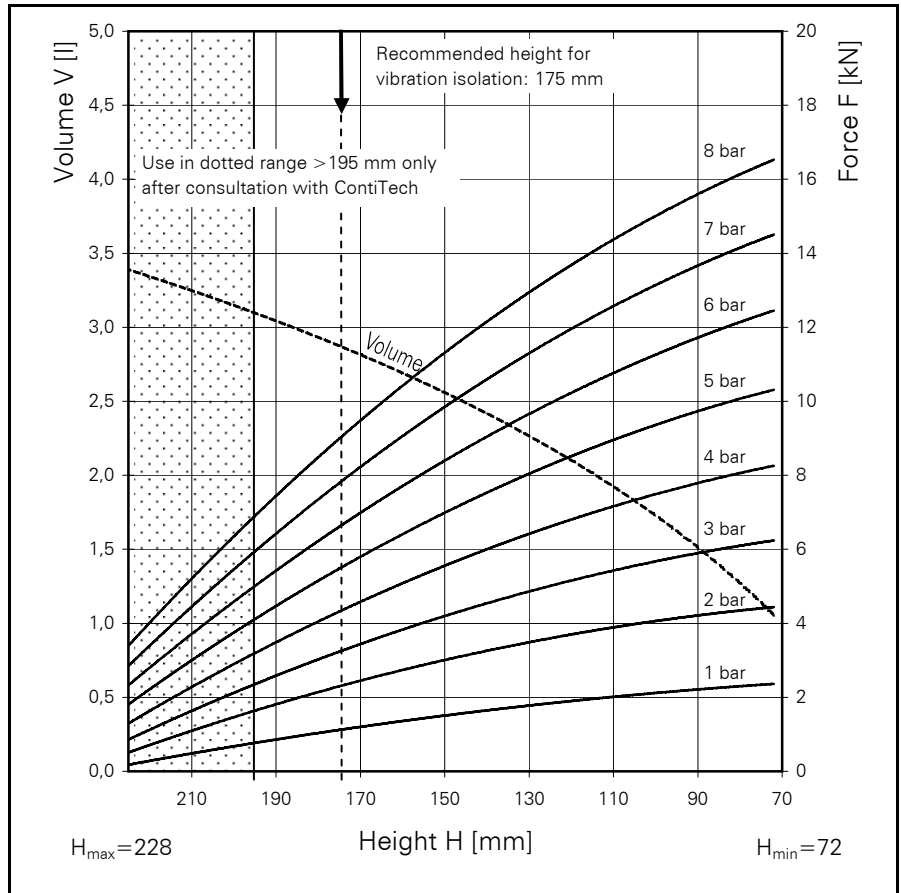


FD 110-15

CONTI® Double Convolution Air Spring



FD 110-15



Force-height diagram

Purchase order data

Type	Order No.
Rubber bellows only	61193
With clamped plates G 3/4 air inlet	61382
With clamped plates G 1/4 air inlet	61381

Additional types on request

Technical data

Min. pressure	0 bar
Return force to min. height	≤ 200 N
Overall weight with clamped plates	2.1 kg

Vibration isolation - dynamic characteristic values

Design height H: recommended 175mm, minimum 155mm

Pressure p [bar]	3	4	5	6	7	8	Vol [l]
Force (Load) [kN]	3.3	4.5	5.6	6.8	8.0	9.2	2.9
Spring rate [N/cm]	675	890	1110	1300	1470	1675	
Natural frequency [Hz]	2.3	2.2	2.2	2.2	2.1	2.1	

Pneumatic application - static characteristic values

Force F [kN]

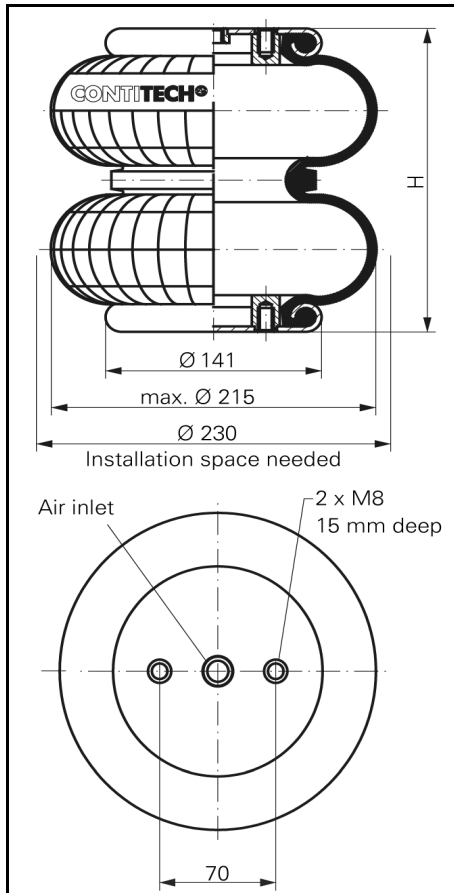
Pressure p [bar]	3	4	5	6	7	8	Vol.[l]	
Height H [mm]	180	3.1	4.1	5.2	6.3	7.4	8.6	2.9
	160	3.9	5.1	6.5	7.8	9.1	10.5	2.7
	140	4.5	6.0	7.5	9.0	10.6	12.2	2.4
	120	5.0	6.7	8.4	10.1	11.8	13.6	2.1
	100	5.6	7.4	9.3	11.2	13.1	15.0	1.7
	80	6.1	8.1	10.1	12.2	14.2	16.2	1.3



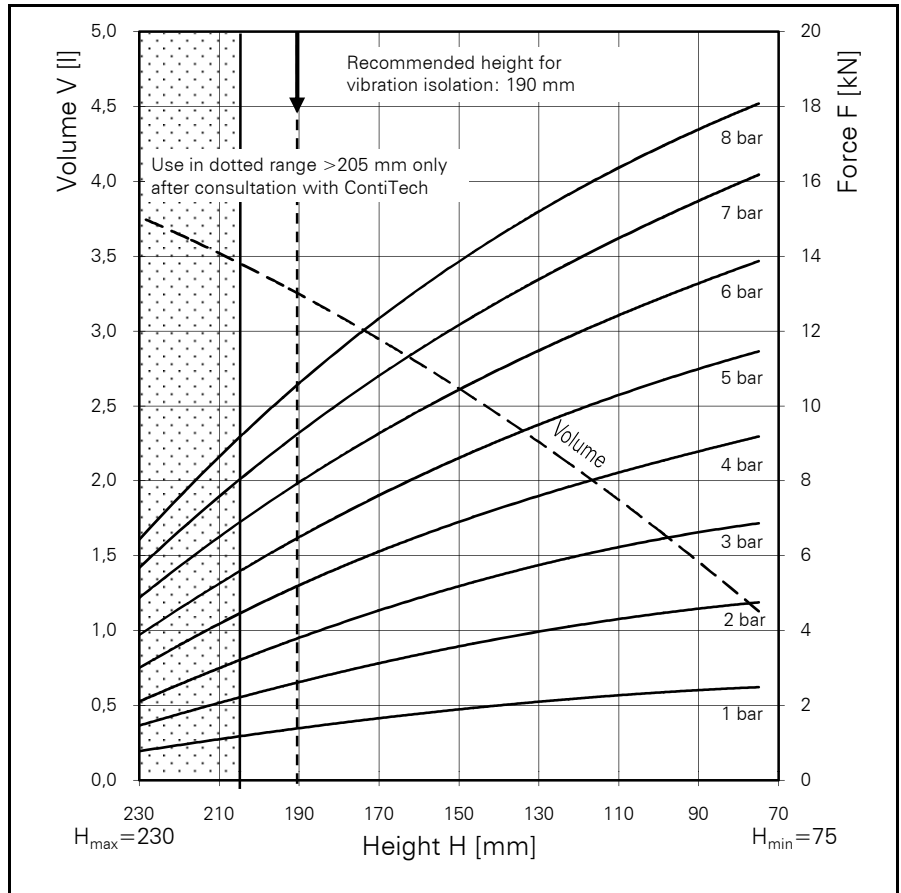
Service instructions
 M8 = 25 Nm
 G 1/4 = 25 Nm
 G 3/4 = 50 Nm

FD 120-17

CONTI® Double Convolution Air Spring



FD 120-17



Force-height diagram

Purchase order data

Type	Order No.
Rubber bellows only	60221
With clamped plates G 3/4 air inlet	2682 030 000
With clamped plates G 1/4 air inlet	61361

Additional types on request

Technical data

Min. pressure	0 bar
Return force to min. height	≤ 200 N
Overall weight with clamped plates	2.3 kg

Vibration isolation - dynamic characteristic values

Design height H: recommended 190mm, minimum 175mm

Pressure p [bar]	3	4	5	6	7	8	Vol [l]
Force (Load) [kN]	3.8	5.2	6.5	8.0	9.3	10.6	
Spring rate [N/cm]	600	830	1060	1290	1520	1750	
Natural frequency [Hz]	2.1	2.0	2.0	2.0	2.0	2.0	3.2

Pneumatic application - static characteristic values

Force F [kN]

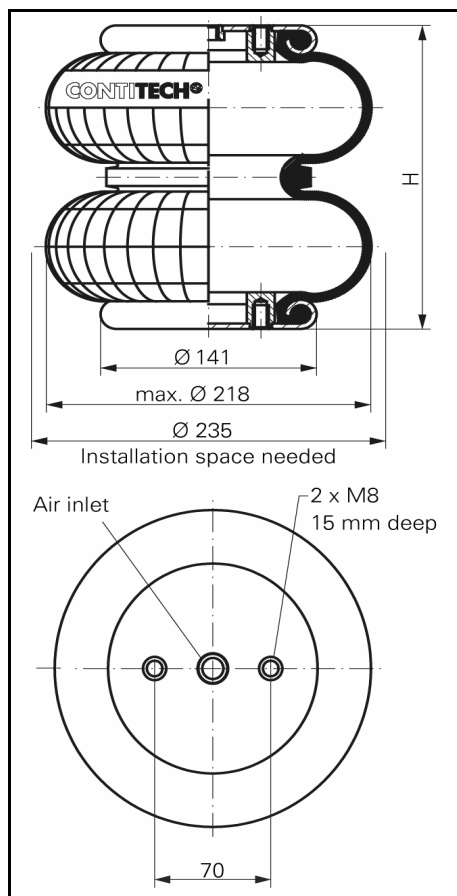
Pressure p [bar]	3	4	5	6	7	8	Vol.[l]	
Height H [mm]	200	3.4	4.8	5.9	7.3	8.5		9.7
	180	4.2	5.7	7.1	8.6	10.1		11.5
	160	4.9	6.5	8.1	9.9	11.5		13.1
	140	5.5	7.2	9.1	11.0	12.7		14.5
	120	6.0	7.9	9.9	12.0	14.0		15.8
	100	6.4	8.5	10.7	12.9	15.1		17.0
	80	6.8	9.1	11.3	13.7	16.0		17.9



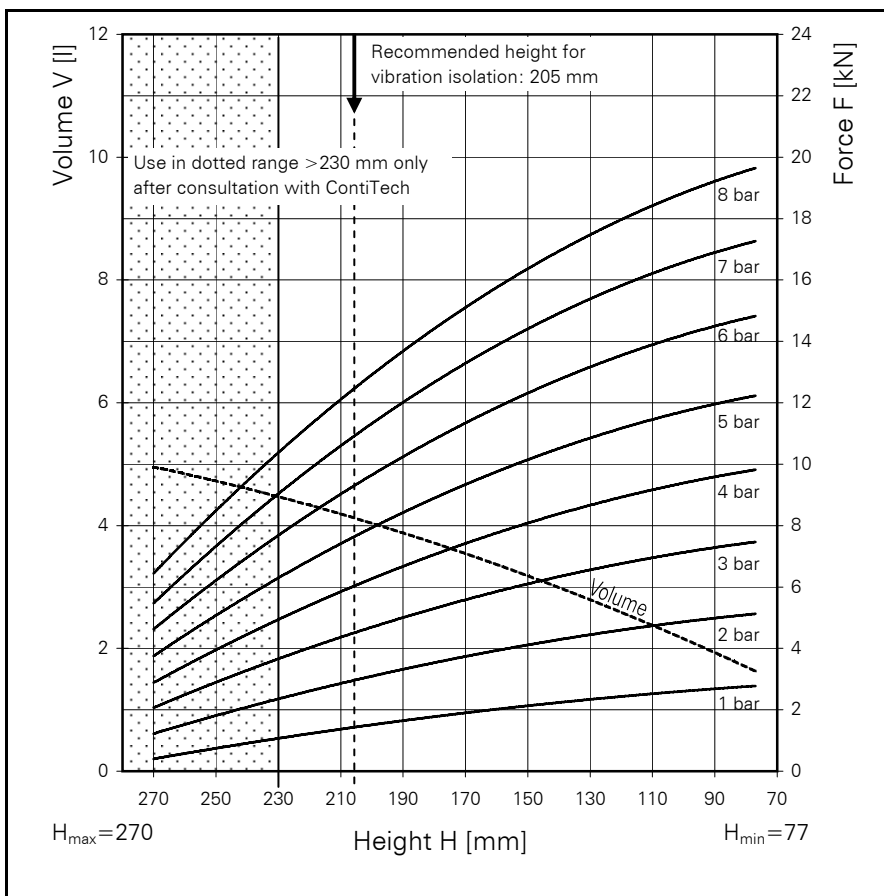
Service instructions
 M8 = 25 Nm
 G 1/4 = 25 Nm
 G 3/4 = 50 Nm

FD 120-20

CONTI® Double Convolution Air Spring



FD 120-20



Force-height diagram

Purchase order data

Type	Order No.
Rubber bellows only	on request
With clamped plates G 3/4 air inlet	62055
With clamped plates G 1/4 air inlet	62448

Additional types on request

Technical data

Min. pressure	0 bar
Return force to min. height	≤ 200 N
Overall weight with clamped plates	2.3 kg

Vibration isolation - dynamic characteristic values

Design height H: recommended 205mm, minimum 190mm

Pressure p [bar]	3	4	5	6	7	8	Vol V [l]
Force (Load) [kN]	4.6	6.2	7.8	9.4	11.1	12.7	4.1
Spring rate [N/cm]	650	840	1030	1200	1390	1541	
Natural frequency [Hz]	1.9	1.8	1.8	1.8	1.8	1.7	

Pneumatic application - static characteristic values

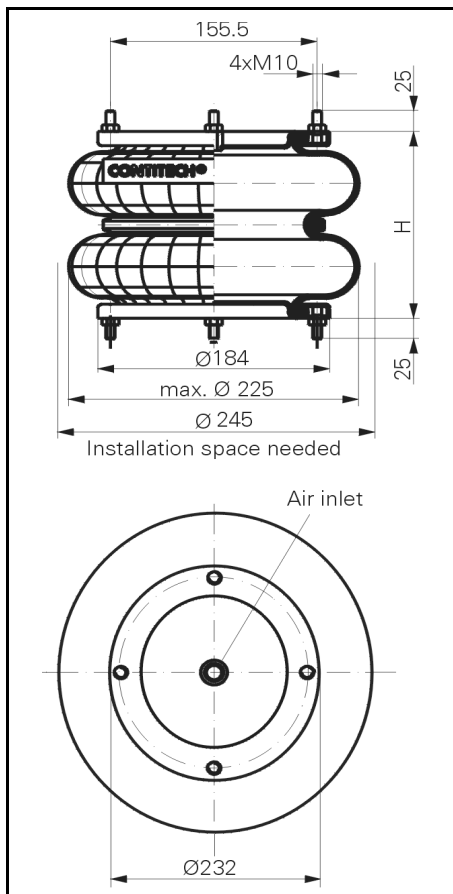
Force F [kN]								
Pressure p [bar]	3	4	5	6	7	8	Vol.[l]	
Height H [mm]	200	4.7	6.2	7.9	9.6	11.2	12.9	4.1
	160	5.8	7.8	9.8	11.9	13.9	15.8	3.4
	120	6.8	9.0	11.3	13.7	16.0	18.0	2.6
	80	7.3	9.7	12.1	14.7	17.1	19.5	1.7



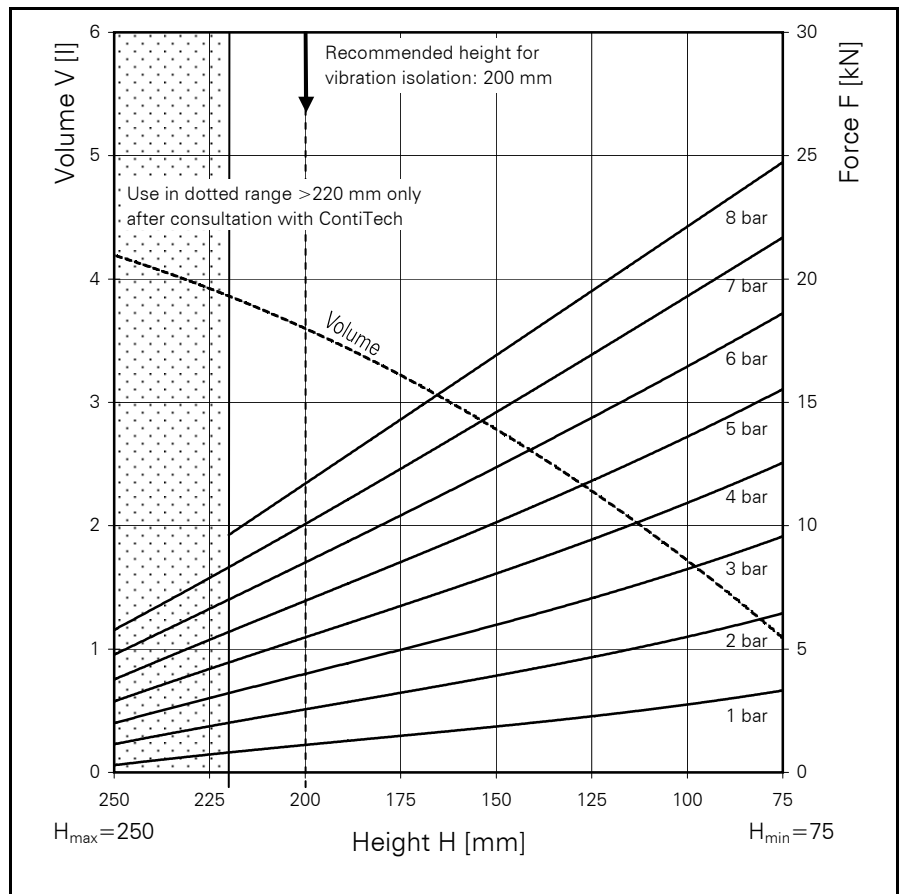
Service instructions
M 8 = 25 Nm
G 1/4 = 25 Nm

FD 138-18

CONTI® Double Convolution Air Spring



FD 138-18



Force-height diagram

Purchase order data

Type	Order No.
Rubber bellows only	50476
With removable plates and G 1/2 air inlet	50471

Additional types on request

Technical data

Min. pressure	0 bar
Return force to min. height	≤ 200 N
Overall weight with metal plates	3.7 kg

Vibration isolation - dynamic characteristic values

Design height H: recommended 200mm, minimum 180mm

Pressure p [bar]	3	4	5	6	7	8	Vol V[l]
Force (Load) [kN]	4.1	5.7	7.3	8.8	10.3	11.9	
Spring rate [N/cm]	715	905	1115	1280	1470	1670	
Natural frequency [Hz]	2.1	2.0	2.0	1.9	1.9	1.9	

Pneumatic application - static characteristic values

Force F [kN]

Pressure p [bar]	3	4	5	6	7	8	Vol.[l]	
Height H [mm]	200	4.20	5.70	7.20	8.80	10.40		12.10
	150	5.80	7.90	10.00	12.18	14.35		16.65
	100	8.40	11.05	13.70	16.60	19.50	22.25	



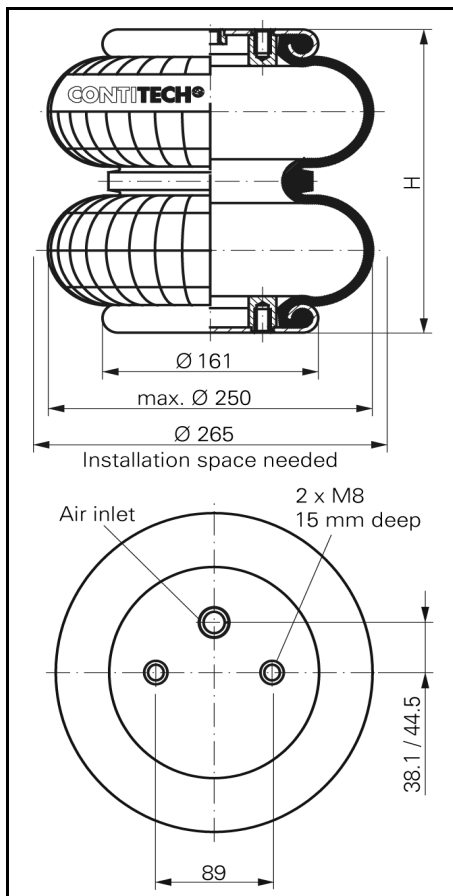
Service instructions

M10 = 25 Nm

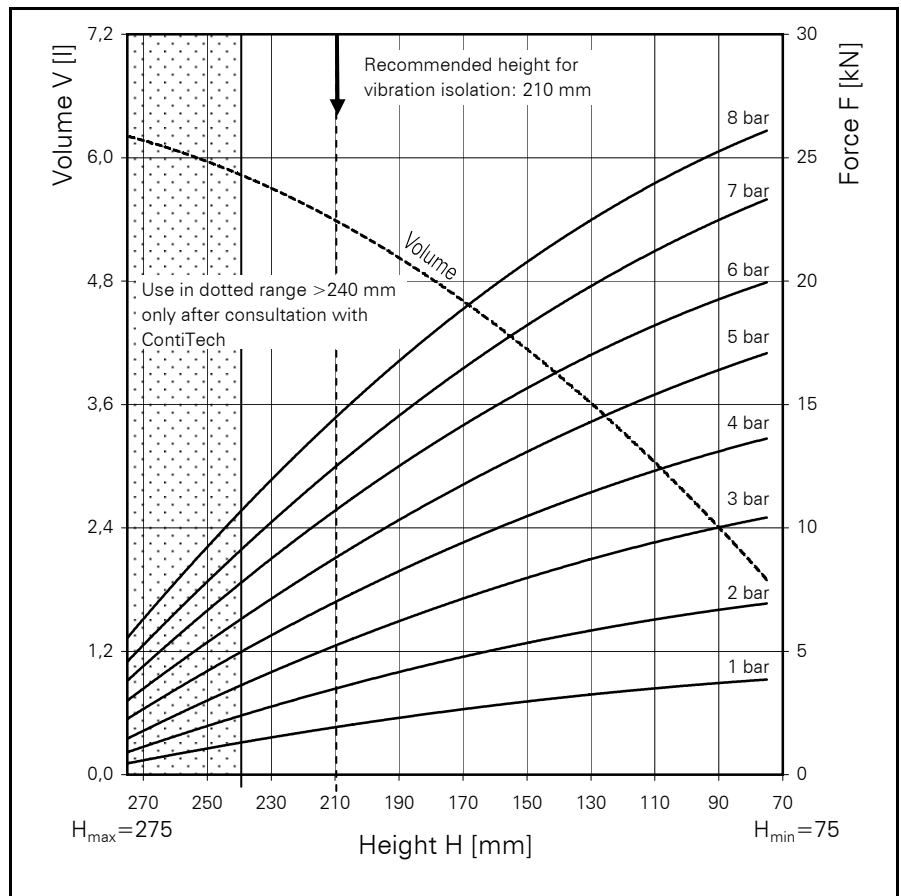
G 1/2 = 25 Nm

FD 200-19

CONTI® Double Convolution Air Spring



FD 200-19



Force-height diagram

Purchase order data

Type	Order No.
Rubber bellows only	60508
With clamped plates G 3/4 air inlet 38.1 mm excentric	2682 045 000
With clamped plates G 1/4 air inlet 44.5 mm excentric	60336

Additional types on request

Technical data

Min. pressure	0 bar
Return force to min. height	≤ 200 N
Overall weight with clamped plates	3.0 kg

Vibration isolation - dynamic characteristic values

Design height H: recommended 210mm, minimum 195mm

Pressure p [bar]	3	4	5	6	7	8	Vol. V [l]
Force (Load) [kN]	5.2	7.1	9.0	10.7	12.4	14.5	5.2
Spring rate [N/cm]	795	1030	1265	1500	1735	1970	
Natural frequency [Hz]	2.0	1.9	1.9	1.9	1.9	1.9	

Pneumatic application - static characteristic values

Force F [kN]

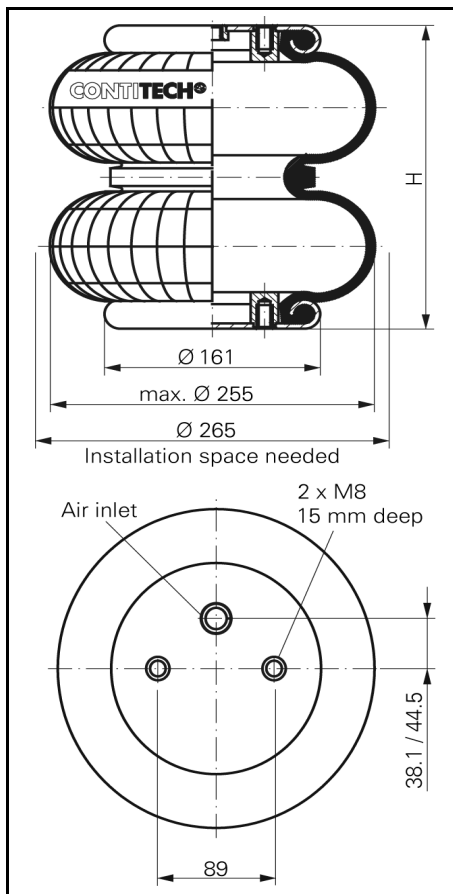
Pressure p [bar]	3	4	5	6	7	8	Vol.[l]	
Height H [mm]	230	4.1	5.6	7.2	8.8	10.1	12.0	5.8
	200	5.7	7.7	9.6	11.6	13.5	15.6	5.3
	170	7.2	9.4	11.7	14.2	16.5	18.9	4.6
	140	8.4	10.9	13.7	16.4	19.0	21.5	3.9
	110	9.4	12.4	15.4	18.3	21.3	24.1	3.0
	80	10.3	13.4	16.9	19.7	23.0	25.8	2.1



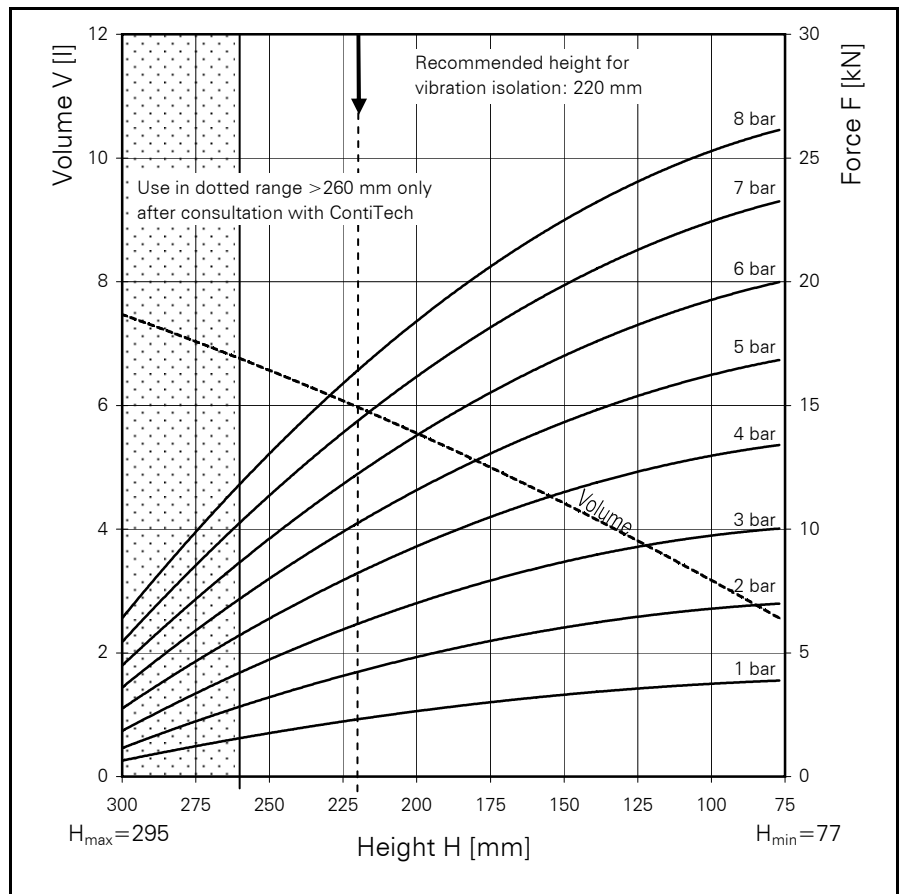
Service instructions
 M8 = 25 Nm
 G 1/4 = 25 Nm
 G 3/4 = 50 Nm

FD 200-22

CONTI® Double Convolution Air Spring



FD 200-22



Force-height diagram

Purchase order data

Type	Order No.
Rubber bellows only	60509
With clamped plates G 3/4 air inlet 38.1 mm excentrical	60608
With clamped plates G 1/4 air inlet 44.5 mm excentrical	61363
With clamped plates G 1/4 air inlet 44.5 mm excentrical Blind nuts M10	60936

Additional types on request



Service instructions
 M8 = 25 Nm
 G 1/4 = 25 Nm
 G 3/4 = 50 Nm

Technical data

Min. pressure	0 bar
Return force to min. height	≤ 200 N
Overall weight with clamped plates	3.2 kg

Vibration isolation - dynamic characteristic values

Design height H: recommended 220mm, minimum 205mm

Pressure p [bar]	3	4	5	6	7	8	Vol. V [l]
Force (Load) [kN]	6.1	8.2	10.3	12.5	14.5	16.5	6.0
Spring rate [N/cm]	750	960	1110	1340	1510	1730	
Natural frequency [Hz]	1.8	1.7	1.7	1.6	1.6	1.6	

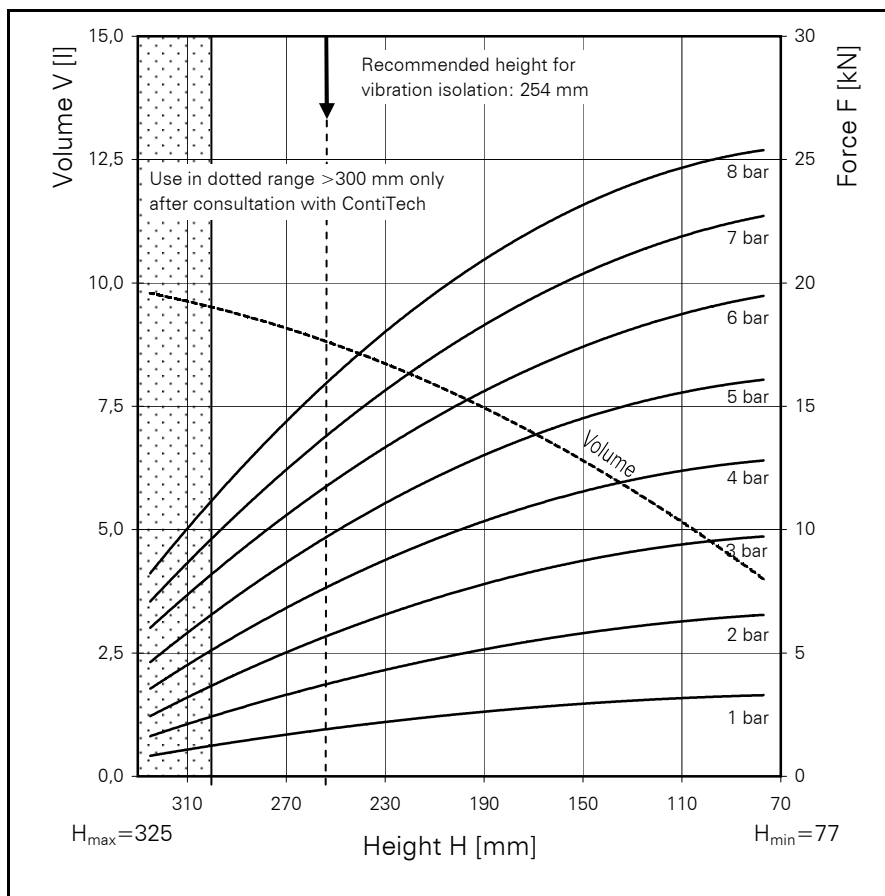
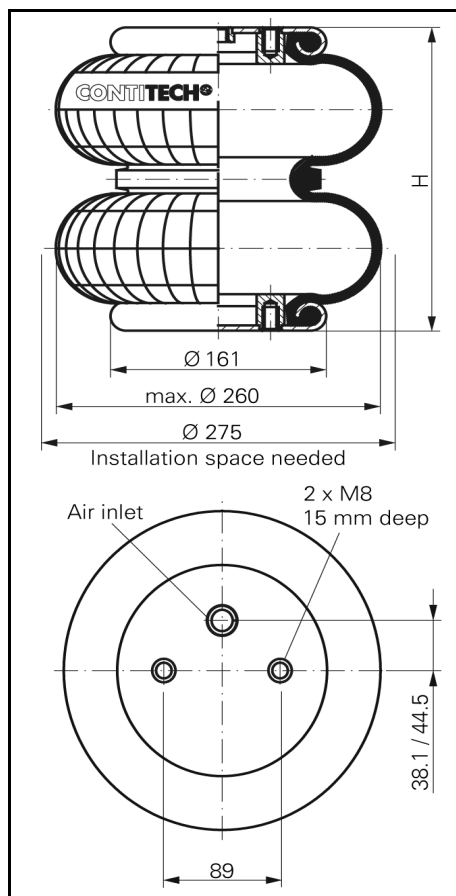
Pneumatic application - static characteristic values

Force F [kN]

Pressure p [bar]	3	4	5	6	7	8	Vol.[l]	
Height H [mm]	250	4.9	6.6	8.2	9.7	11.5	13.4	6.5
	210	6.7	8.8	11.0	13.3	15.5	17.6	5.8
	170	7.9	10.5	13.1	15.7	18.3	20.7	4.9
	130	9.1	12.0	15.0	17.8	20.7	23.4	4.0
	90	9.9	13.2	16.6	19.7	22.9	25.8	2.9

FD 200-25

CONTI® Double Convolution Air Spring



FD 200-25

Force-height diagram

Purchase order data

Type	Order No.
Rubber bellows only	60515
With clamped plates G 3/4 air inlet 38.1 mm excentrical	60382
With clamped plates G 1/4 air inlet 44.5 mm excentrical	60555

Additional types on request

Technical data

Min. pressure	0 bar
Return force to min. height	≤ 250 N
Overall weight with clamped plates	3.5 kg

Vibration isolation - dynamic characteristic values

Design height H: recommended 254mm, minimum 230mm

Pressure p [bar]	3	4	5	6	7	8	Vol. V[l]
Force (Load) [kN]	6.0	8.1	10.2	12.3	14.4	16.5	8.6
Spring rate [N/cm]	730	930	1200	1390	1660	1840	
Natural frequency [Hz]	1.8	1.8	1.7	1.7	1.7	1.7	

Pneumatic application - static characteristic values

Force F [kN]

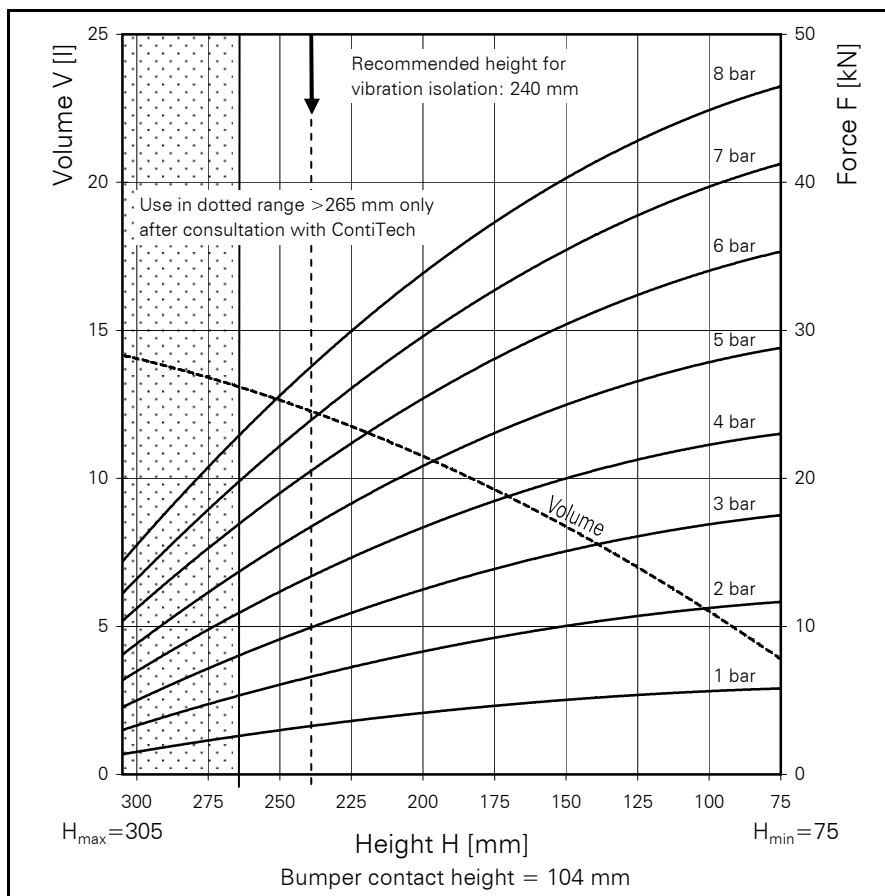
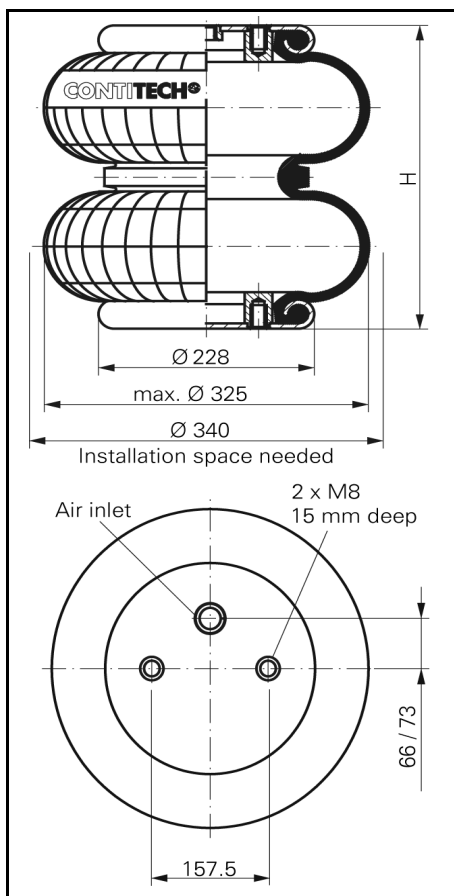
Pressure p [bar]	3	4	5	6	7	8	Vol.[l]	
Height H [mm]	290	4.1	5.6	7.3	9.0	10.5	12.4	9.4
	260	5.6	7.3	9.4	11.3	13.4	15.4	8.9
	230	6.6	8.8	11.1	13.4	15.8	18.1	8.4
	200	7.5	9.9	12.5	15.0	17.6	20.2	7.7
	170	8.3	11.0	13.8	16.6	19.4	22.2	7.0
	140	8.9	11.8	14.8	17.7	20.7	23.6	6.1
	110	9.3	12.3	15.6	18.7	21.9	24.6	5.1



Service instructions
 M 8 = 25 Nm
 G 1/4 = 25 Nm
 G 3/4 = 50 Nm

FD 330-22

CONTI® Double Convolution Air Spring



FD 330-22

Force-height diagram

Purchase order data

Type	Order No.
Rubber bellows only	60334
With clamped plates G 1 air inlet 66 mm excentrical	2682 060 000
With clamped plates G 1/4 air inlet 73 mm excentrical	60031
With clamped plates G 1/4 air inlet 73 mm excentrical and with bumper	2682 067 000
With stainless steel clamped plates G 1 air inlet 66 mm excentrical	61959

Additional types on request



Service instructions
 M 8 = 25 Nm
 G 1/4 = 25 Nm
 G 3/4 = 50 Nm

Technical data

Min. pressure	0 bar
Return force to min. height	≤ 300 N
Overall weight with clamped plates	4.8 kg

Vibration isolation - dynamic characteristic values

Design height H: recommended 240mm, minimum 220mm

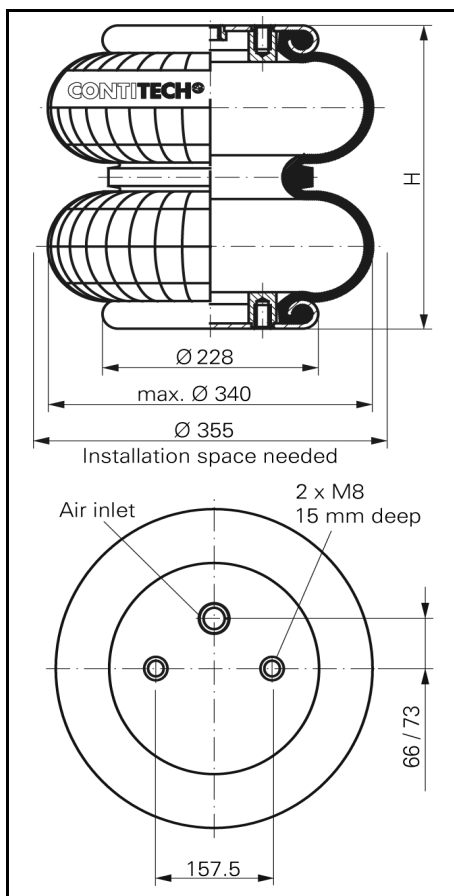
Pressure p [bar]	3	4	5	6	7	8	Vol V[l]
Force (Load) [kN]	10.0	13.3	16.7	20.6	24.1	27.6	12.0
Spring rate [N/cm]	1590	1900	2210	2520	2830	3140	
Natural frequency [Hz]	2.0	1.9	1.8	1.8	1.7	1.7	

Pneumatic application - static characteristic values

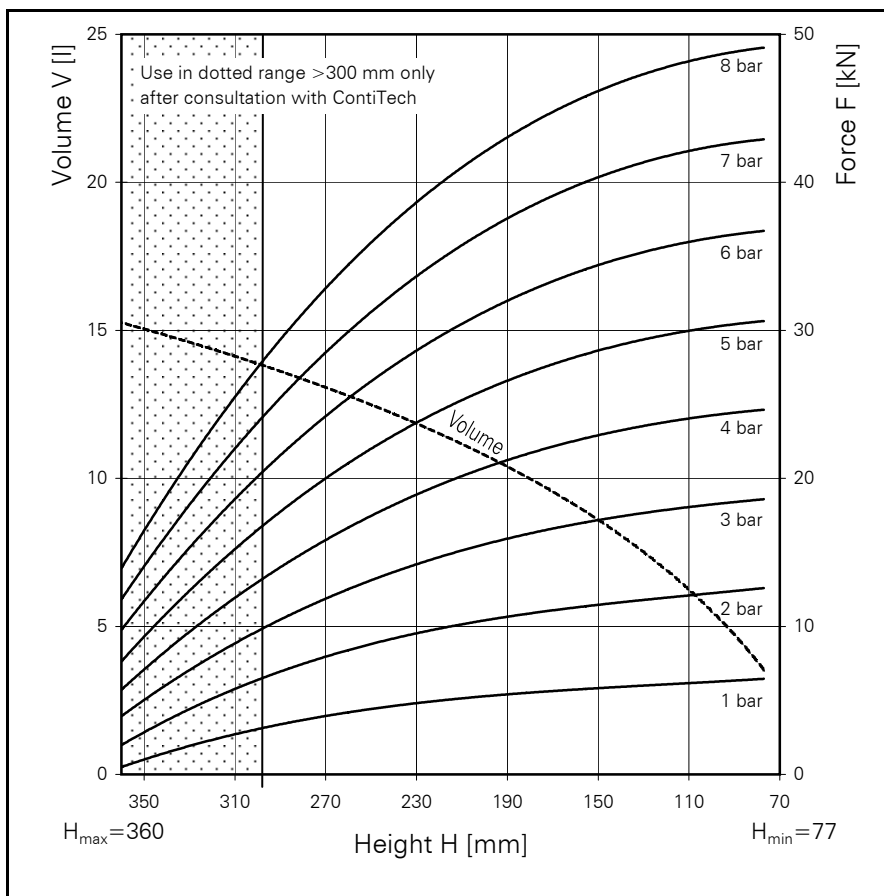
Force F [kN]	3	4	5	6	7	8	Vol.[l]
Pressure p [bar]	3	4	5	6	7	8	12.3
Height H [mm]	240	220	200	180	160	140	
	10.0	11.3	12.5	13.6	14.6	15.4	
	13.3	15.2	16.7	18.2	19.4	20.5	
	16.7	18.9	20.8	22.7	24.3	25.5	
	20.6	23.1	25.3	27.5	29.5	31.1	
	24.1	26.9	29.5	32.0	34.3	36.3	
	27.6	30.8	33.8	36.5	39.1	41.3	
	10.8	9.9	8.9	7.8	6.7	5.5	

FD 330-30

CONTI® Double Convolution Air Spring



FD 330-30



Force-height diagram

Purchase order data

Type	Order No.
Rubber bellows only	60516
With clamped plates G 1 air inlet 66 mm excentrical	60891
With clamped plates G 1/4 air inlet 73 mm excentrical	60417

Technical data

Min. pressure	0 bar
Return force to min. height	≤ 300 N
Overall weight with clamped plates	5.1 kg

Additional types on request

Pneumatic application - static characteristic values

Force F [kN]

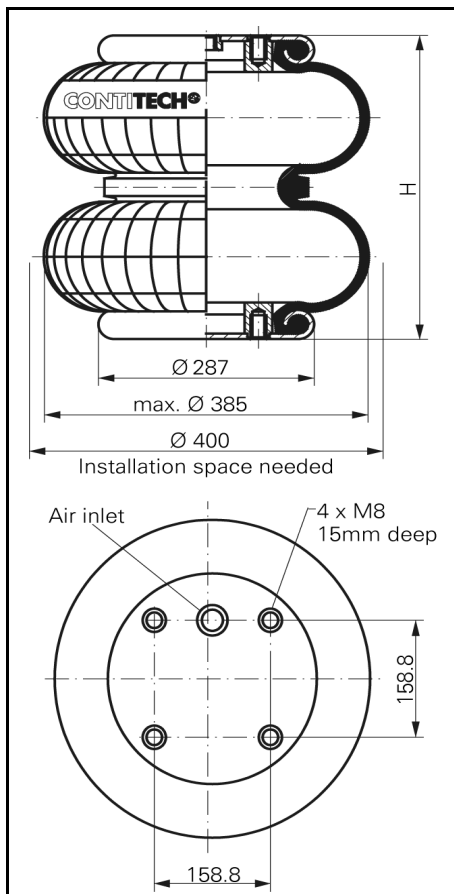
Pressure p [bar]	3	4	5	6	7	8	Vol.[l]	
Height H [mm]								
	300	9.8	13.1	16.7	20.3	24.0	27.7	14.0
	260	12.5	16.7	21.0	25.4	29.9	34.5	13.0
	220	14.6	19.4	24.4	29.4	34.5	39.6	11.6
	180	16.2	21.6	27.0	32.5	38.2	43.8	9.9
	140	17.6	23.4	29.3	35.2	41.3	47.2	7.8
	100	18.3	24.4	30.3	36.3	42.4	48.5	5.5



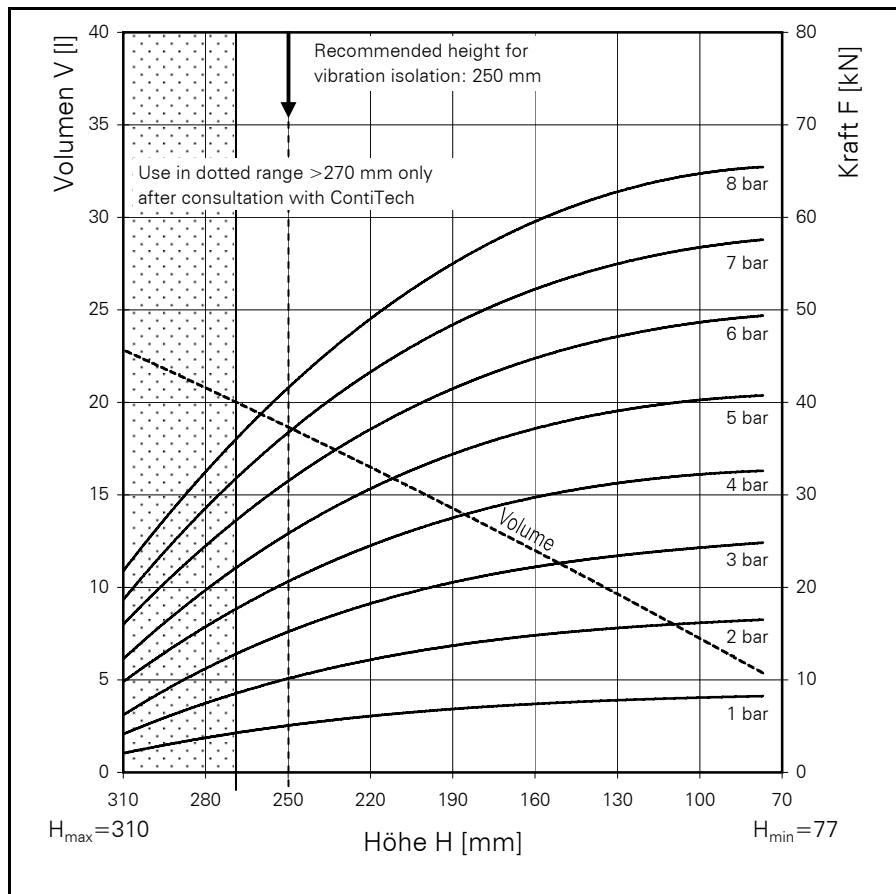
Service instructions
 M8 = 25 Nm
 G 1 = 50 Nm
 G 1/4 = 25 Nm

FD 530-22

CONTI® Double Convolution Air Spring



FD 530-22



Force-height diagram

Purchase order data

Type	Order No.
Rubber bellows only	60406
With clamped plates G 1 air inlet 79.4 mm excentrical	2682 075 000
With clamped plates G 1/4 air inlet 79.4 mm excentrical	61362

Additional types on request

Technical data

Min. pressure	0 bar
Return force to min. height	≤ 400 N
Overall weight with clamped plates	6.9 kg

Vibration isolation - dynamic characteristic values

Design height H: recommended 250mm, minimum 225mm

Pressure p [bar]	3	4	5	6	7	8	Vol V [l]
Force (Load) [kN]	15.2	20.7	25.8	31.5	36.8	42.0	18.7
Spring rate [N/cm]	2225	2860	3495	4130	4765	5400	
Natural frequency [Hz]	1.9	1.8	1.8	1.8	1.8	1.7	

Pneumatic application - static characteristic values

Force F [kN]

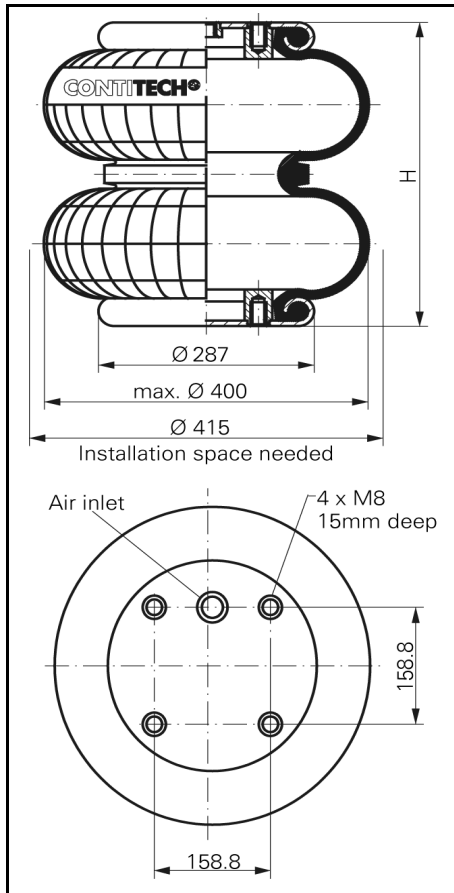
Pressure p [bar]	3	4	5	6	7	8	Vol.[l]	
Height H [mm]	240	16.3	22.1	27.6	33.5	39.1	44.6	17.8
	220	18.2	24.4	30.5	37.0	43.2	49.1	16.5
	200	19.6	26.4	33.1	39.8	46.5	52.9	15.0
	180	21.0	28.2	35.3	42.6	49.7	56.8	13.6
	160	22.3	29.8	37.2	44.9	52.4	59.5	12.0
	140	23.1	31.0	38.7	46.5	54.3	61.9	10.5
	120	23.9	31.7	39.6	47.7	55.7	63.5	8.8
	100	24.4	32.3	40.4	48.7	56.8	64.7	7.2



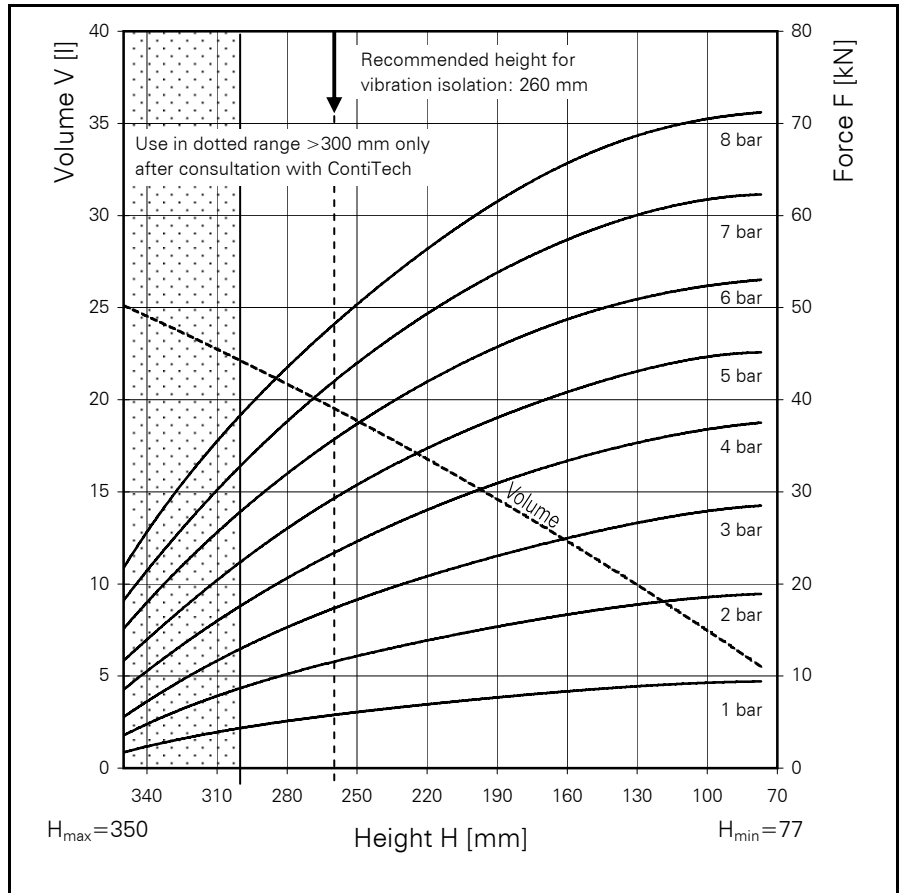
Service instructions
 M8 = 25 Nm
 G 1/4 = 25 Nm
 G 1 = 50 Nm

FD 530-30

CONTI® Double Convolution Air Spring



FD 530-30



Force-height diagram

Purchase order data

Type	Order No.
Rubber bellows only	60494
With clamped plates G 1 air inlet 79.4 mm excentrical	60434
With clamped plates G 1/4 air inlet 79.4 mm excentrical	61364

Additional types on request

Technical data

Min. pressure	0 bar
Return force to min. height	≤ 400 N
Overall weight with clamped plates	7.3 kg

Vibration isolation - dynamic characteristic values

Design height H: recommended 260mm, minimum 245mm

Pressure p [bar]	3	4	5	6	7	8	Vol V [l]
Force (Load) [kN]	17.3	23.4	29.3	35.9	42.3	48.2	19.6
Spring rate [N/cm]	1880	2350	2875	3390	3850	4450	
Natural frequency [Hz]	1.6	1.6	1.6	1.5	1.5	1.5	

Pneumatic application - static characteristic values

Force F [kN]

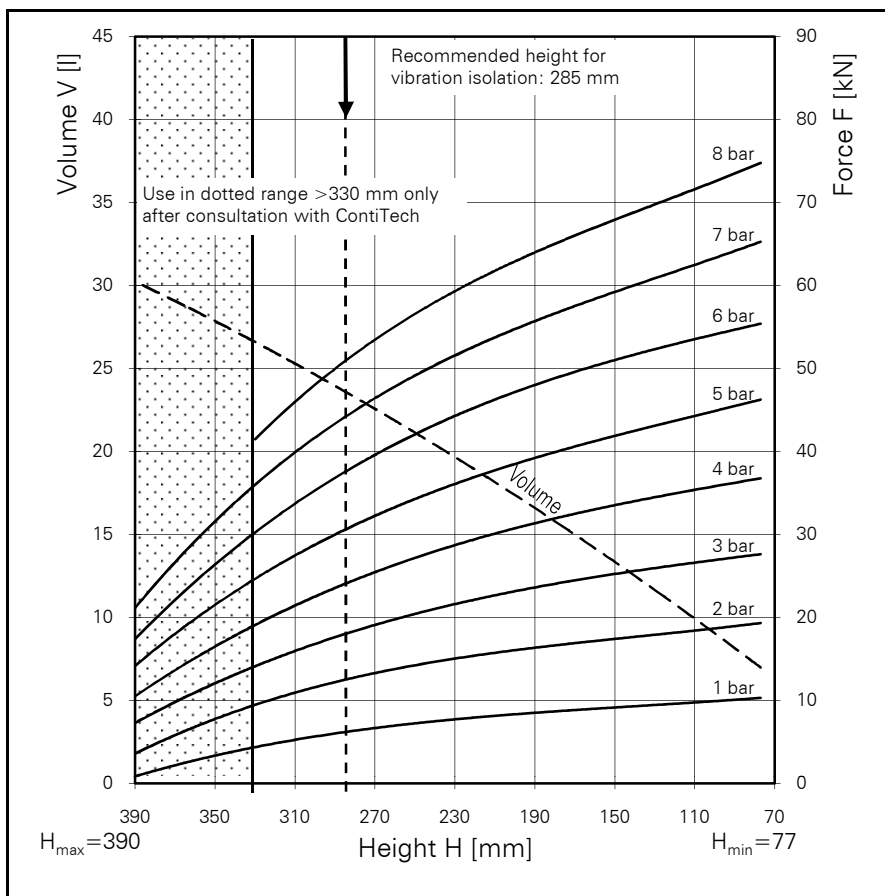
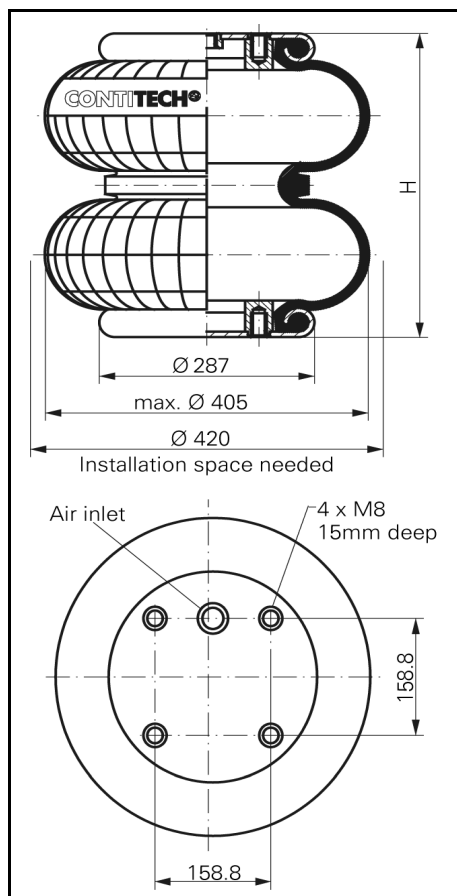
Pressure p [bar]	3	4	5	6	7	8	Vol.[l]	
Height H [mm]	300	13.0	17.7	22.2	27.7	32.8	38.4	22.0
	260	17.3	23.4	29.3	35.9	42.3	48.2	19.6
	220	20.9	28.0	34.8	42.0	49.3	56.4	17.0
	180	23.7	31.9	39.0	46.9	55.1	63.2	14.0
	140	26.1	34.6	42.3	50.2	59.3	67.8	10.6
	100	27.9	36.8	44.7	52.4	61.7	70.5	7.4



Service instructions
 M 8 = 25 Nm
 G 1/4 = 25 Nm
 G 1 = 50 Nm

FD 530-35

CONTI® Double Convolution Air Spring



FD 530-35

Force-height diagram

Purchase order data

Type	Order No.
Rubber bellows only	on request
With clamped plates G 1 air inlet	62104
With clamped plates G 1/4 air inlet	65702

Additional types on request

Technical data

Min. pressure	0 bar
Return force to min. height	≤ 400 N
Overall weight with clamped plates	7.7 kg

Vibration isolation - dynamic characteristic values

Design height H: recommended 285mm, minimum 265mm

Pressure p [bar]	3	4	5	6	7	8	Vol V [l]
Force (Load) [kN]	18.7	25.1	31.6	38.2	44.6	51.2	23.5
Spring rate [N/cm]	1770	2250	2700	3180	3640	4100	
Natural frequency [Hz]	1.5	1.5	1.5	1.4	1.4	1.4	

Pneumatic application - static characteristic values

Force F [kN]

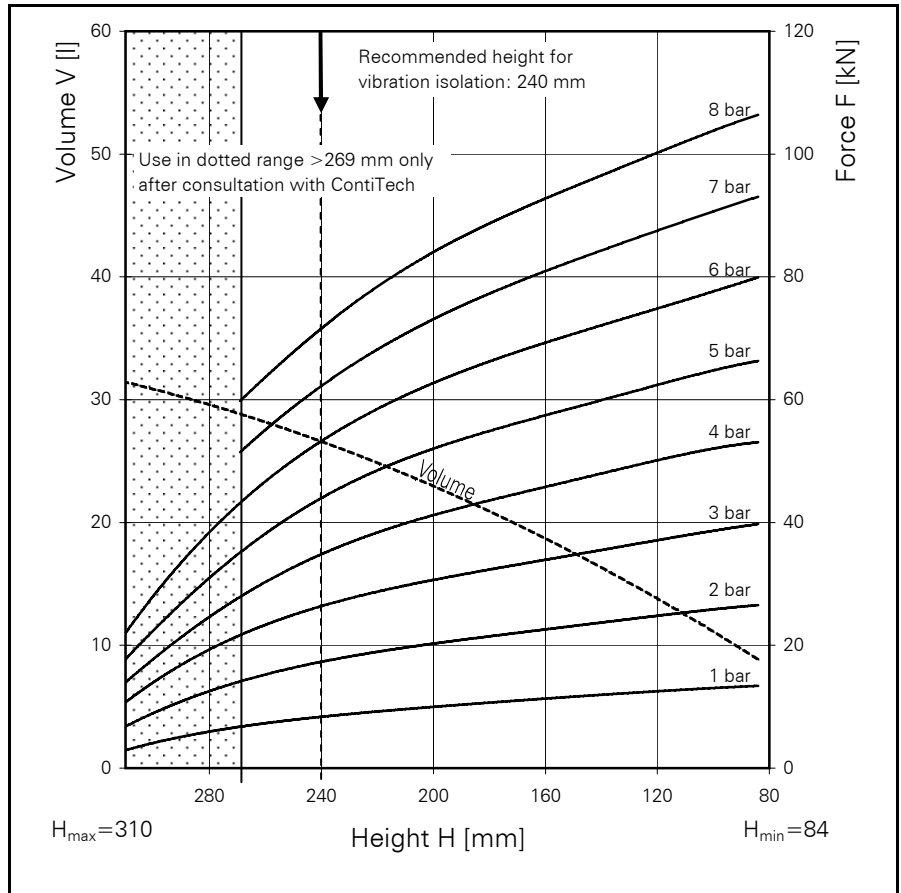
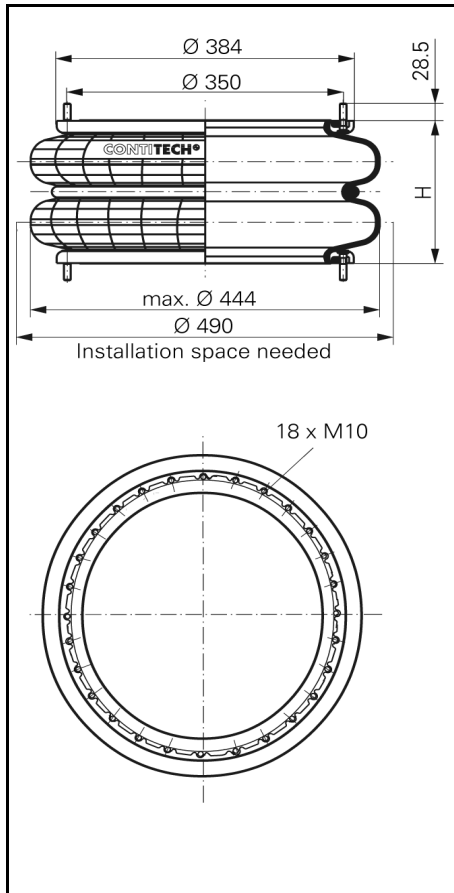
Pressure p [bar]	3	4	5	6	7	8	Vol. (l)	
Height H [mm]	320	14.9	20.4	25.9	32.0	37.6	43.7	26.0
	280	18.5	24.5	31.0	38.1	45.0	51.7	23.2
	240	21.1	28.0	35.5	43.3	50.3	57.9	20.5
	200	23.1	30.7	38.5	47.1	54.8	62.8	17.5
	160	24.8	33.1	41.3	50.4	58.4	67.2	14.1
	120	26.2	34.8	43.4	52.9	61.5	70.6	10.8



Service instructions
 M 8 = 25 Nm
 G 1/4 = 25 Nm
 G 1 = 50 Nm

FD 960-22

CONTI® Double Convolution Air Spring



FD 960-22

Force-height diagram

Purchase order data

Type	Order No.
Rubber bellows only	61776
Bellows with bead rings 45mm bolts, nuts and washers	61903

Additional types on request

Technical data

Min. pressure	0 bar
Return force to min. height	≤ 200 N
Overall weight with bead rings, bolts, nuts and washers	8.6 kg

Vibration isolation - dynamic characteristic values

Design height H: recommended 240mm, minimum 220mm

Pressure p [bar]	3	4	5	6	7	8	Vol V [l] 25.5
Force (Load) [kN]	27.4	35.2	45.6	54.6	63.1	71.5	
Spring rate [N/cm]	3120	3900	4770	5600	6460	7310	
Natural frequency [Hz]	1.7	1.7	1.6	1.6	1.6	1.6	

Pneumatic application - static characteristic values

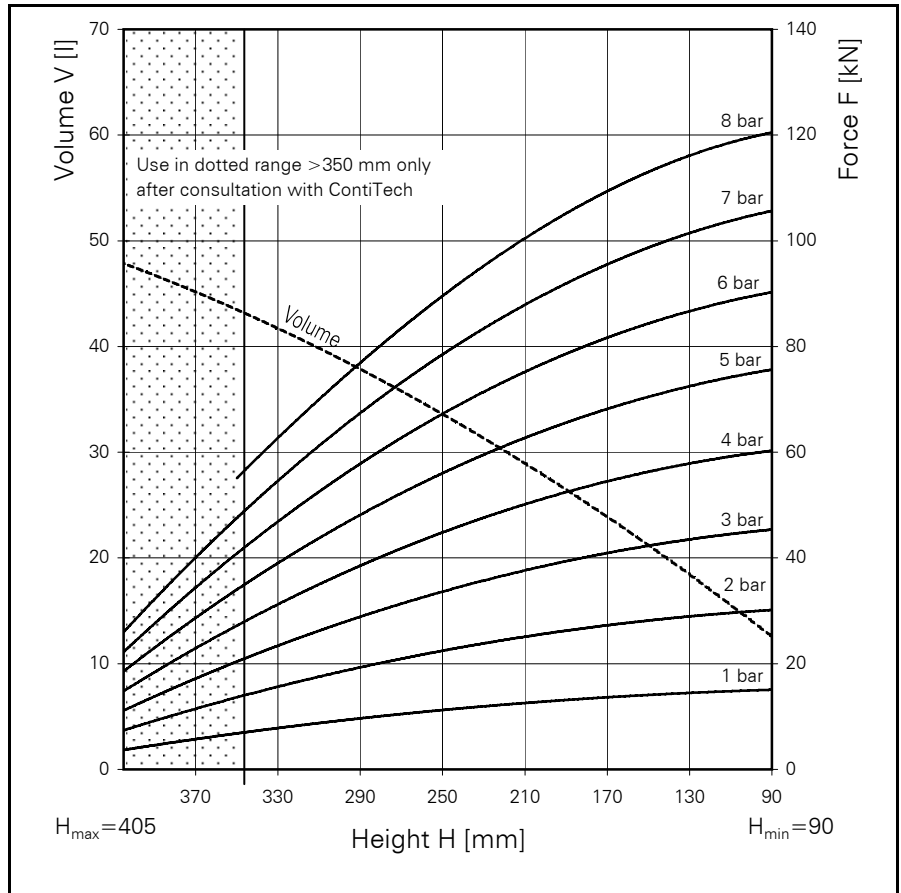
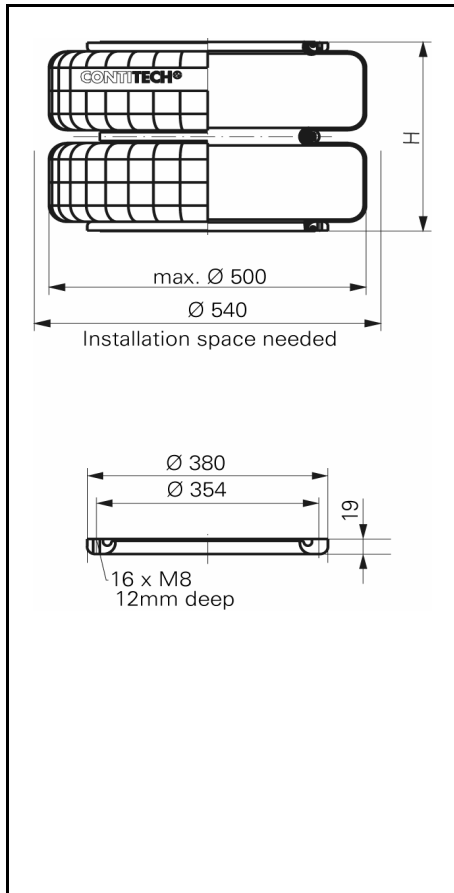
Force F [kN]

Pressure p [bar]	3	4	5	6	7	8	Vol.(l)	
Height H [mm]	220	28.7	38.1	48.2	58.1	68.2	78.5	25.0
	200	30.9	41.0	51.9	62.9	73.1	84.1	23.0
	180	32.2	43.8	54.8	66.2	77.2	88.6	21.0
	160	33.9	46.0	57.7	69.5	81.1	92.9	18.6
	140	35.5	47.6	59.8	71.9	84.3	96.5	16.3
	120	37.3	50.1	62.3	74.7	87.4	100.1	13.8
	100	38.6	52.2	64.8	77.8	90.8	103.9	11.1

Service instructions =

FD 1120-30

CONTI® Double Convolution Air Spring



FD 1120-30

Force-height diagram

Purchase order data

Technical data

Type	Order No.
Rubber bellows only	2680 753 000
With bead rings	2682 898 001

Min. pressure	0 bar
Return force to min. height *)	≤ 1800 N
Overall weight with bead rings	14.4 kg

*) Installation note: Unit delivered with a height of approx. 350 mm

Additional types on request

Pneumatic application - static characteristic values

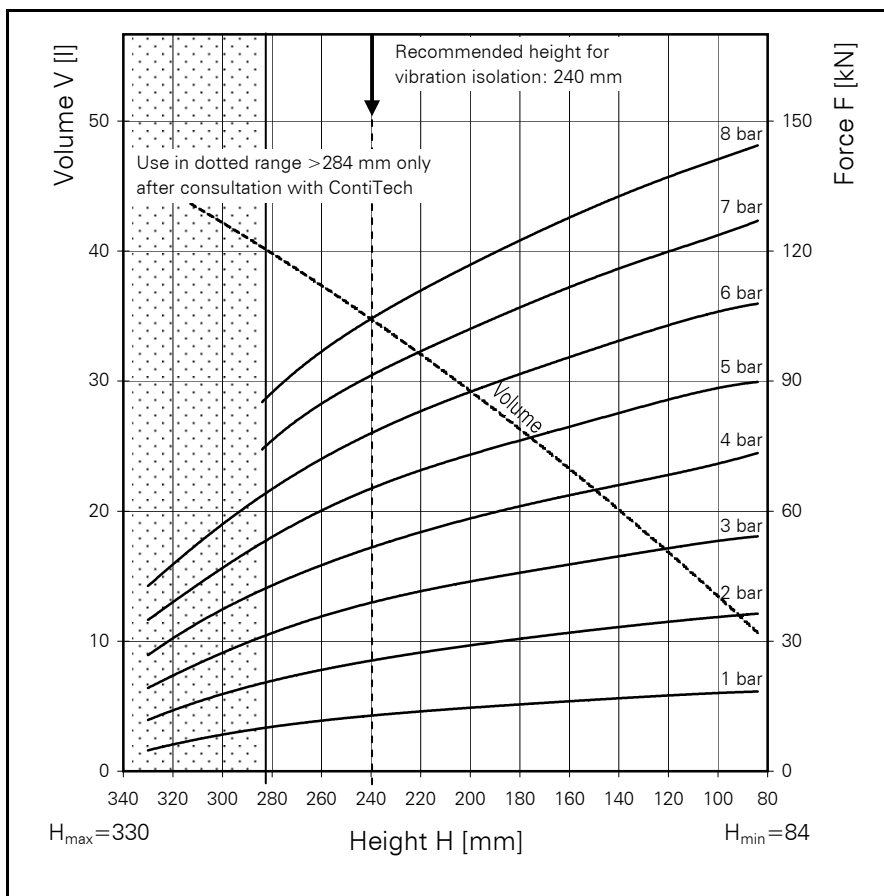
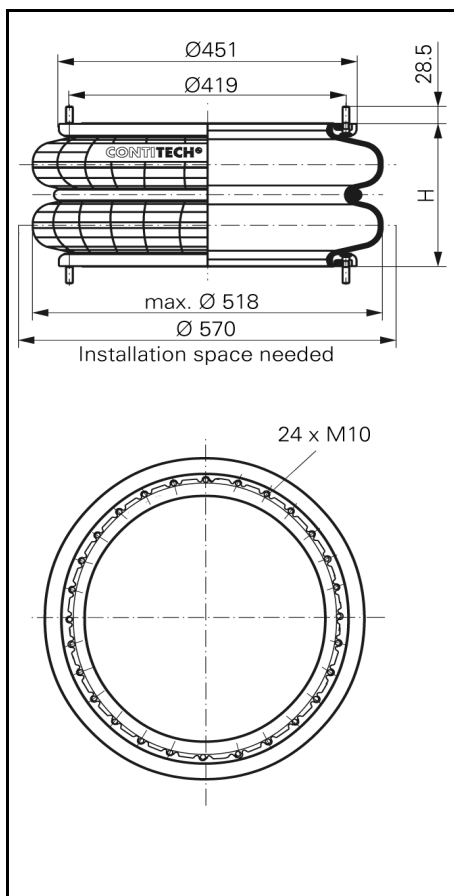
Force F [kN]

Pressure p [bar]	3	4	5	6	7	8	Vol.[l]	
Height H [mm]								
	330	23.5	31.3	39.0	47.0	54.8	62.7	41.6
	270	31.3	41.7	52.2	62.6	73.0	83.6	35.8
	210	37.5	50.0	63.0	75.0	87.6	100.2	28.5
	150	42.5	56.7	71.0	85.0	99.17	113.3	22.0
	90	45.0	60.0	75.0	90.0	105.0	120.0	12.0

Service instructions
M8 = 25 Nm

FD 1330-25

CONTI® Double Convolution Air Spring



FD 1330-25

Force-height diagram

Purchase order data

Type	Order No.
Rubber bellows only	61779
Bellows with bead rings 45mm bolts, nuts and washers	61904

Additional types on request

Technical data

Min. pressure	0 bar
Return force to min. height	≤ 178 N
Overall weight with bead rings, bolts, nuts and washers	10.2 kg

Vibration isolation - dynamic characteristic values

Design height H: recommended 240mm, minimum 220mm

Pressure p [bar]	3	4	5	6	7	8	Vol V [l]
Force (Load) [kN]	39.0	51.4	65.3	77.8	91.1	103.9	
Spring rate [N/cm]	4140	5370	6510	7640	8740	9960	
Natural frequency [Hz]	1.6	1.6	1.6	1.5	1.5	1.5	

Pneumatic application - static characteristic values

Force F [kN]

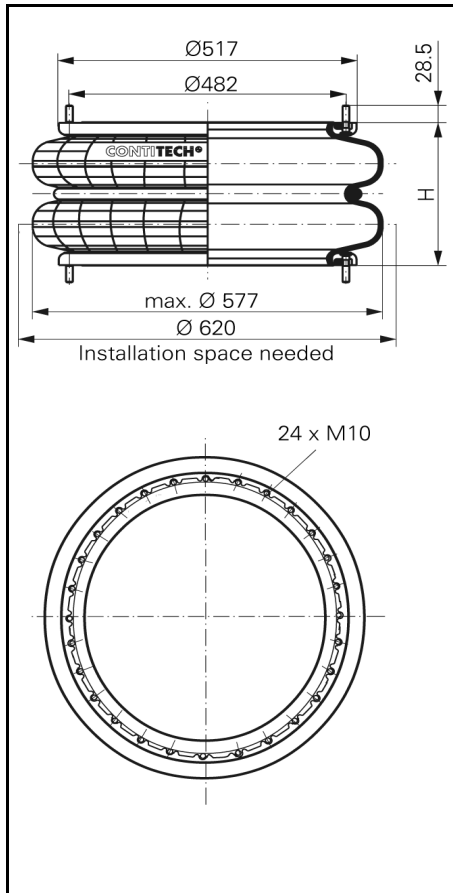
Pressure p [bar]	3	4	5	6	7	8	Vol.[l]	
Height H [mm]	270	34.1	45.9	57.6	69.2	81.1	92.8	38.7
	240	39.0	51.4	65.3	77.8	91.1	103.9	35.0
	210	42.4	56.5	70.9	85.2	99.4	114.0	30.8
	180	45.8	61.2	76.5	91.8	107.3	122.7	26.0
	150	48.7	64.9	81.0	97.3	113.5	129.9	21.5
	120	51.4	68.4	85.7	102.8	119.9	137.0	16.6



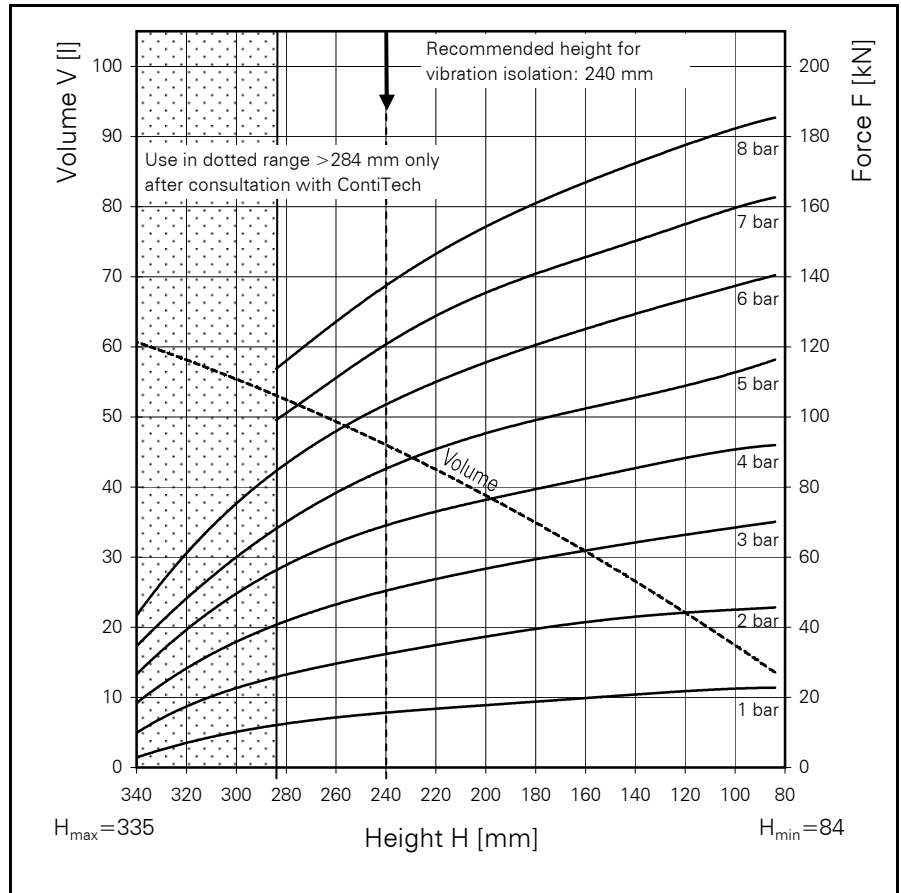
Service instructions
M 10 = 40 Nm

FD 1710-25

CONTI® Double Convolution Air Spring



FD 1710-25



Force-height diagram

Purchase order data

Type	Order No.
Rubber bellows only	61783
Bellows with bead rings 45mm bolts, nuts and washers	61905

Additional types on request

Technical data

Min. pressure	0 bar
Return force to min. height	≤ 311 N
Overall weight with bead rings, bolts, nuts and washers	12.0 kg

Vibration isolation - dynamic characteristic values

Design height H: recommended 240mm, minimum 220mm

Pressure p [bar]	3	4	5	6	7	8	Vol V [l]
Force (Load) [kN]	51.6	69.4	86.6	102.8	121.1	136.6	
Spring rate [N/cm]	5360	6820	8360	9700	11200	12560	
Natural frequency [Hz]	1.6	1.6	1.6	1.5	1.5	1.5	

Pneumatic application - static characteristic values

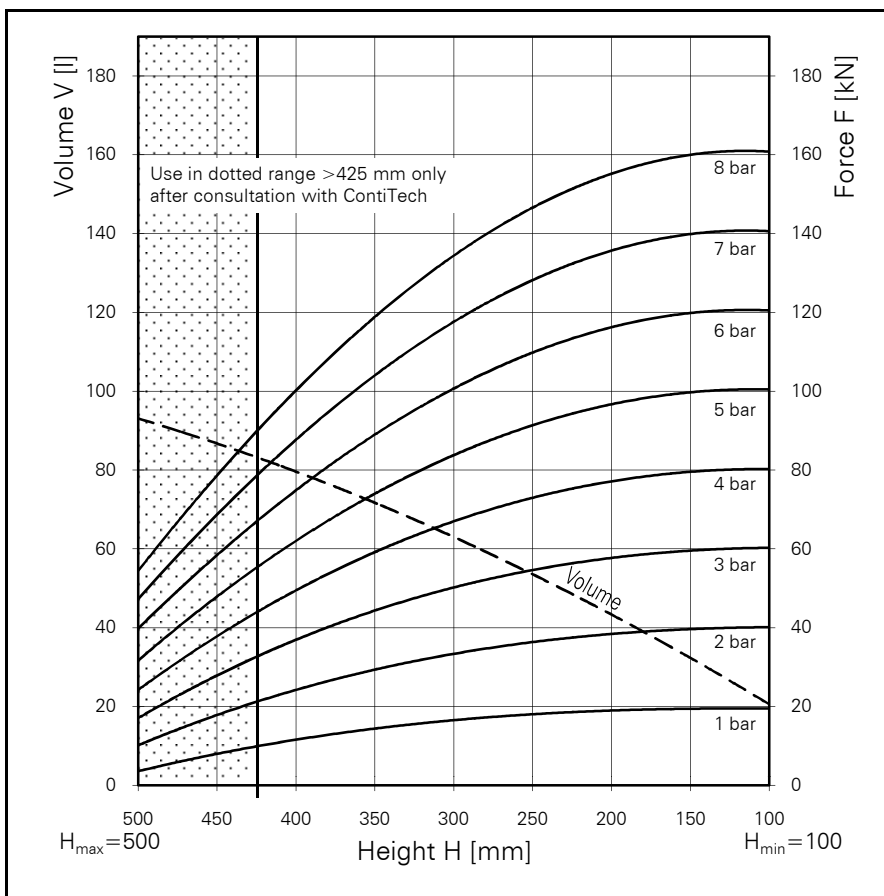
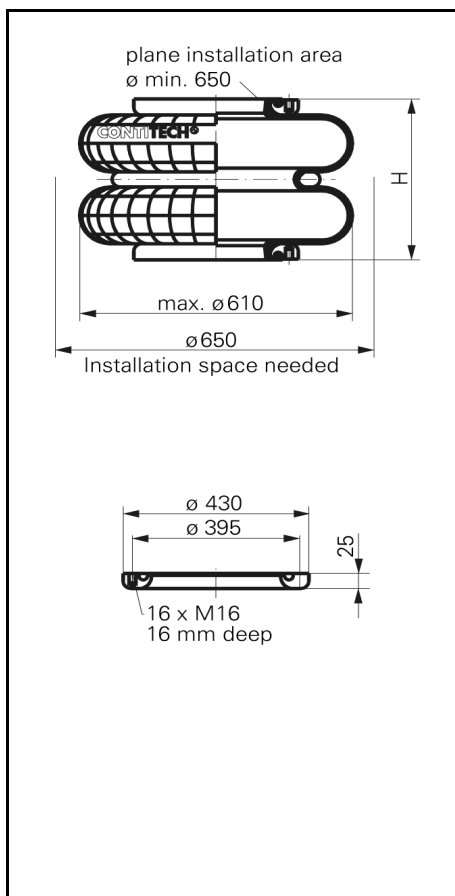
Force F [kN]

Pressure p [bar]	3	4	5	6	7	8	Vol.[l]	
Height H [mm]	280	42.1	57.8	69.6	86.4	101.3	115.7	52.4
	240	49.8	68.4	85.4	103.4	120.6	137.6	46.0
	200	57.0	76.5	95.4	115.7	135.5	154.1	38.9
	160	61.9	82.6	102.2	125.0	145.5	167.0	30.8
	120	66.3	88.1	109.0	133.5	155.0	177.5	22.3

Service instructions
M 10 = 40 Nm

FD 1730-40

CONTI® Double Convolution Air Spring



FD 1730-40

Force-height diagram

Purchase order data

Type	Order No.
Rubber bellows only with embedded girdle ring	51561
With bead rings	2682 898 002

Technical data

Min. pressure	0 bar
Return force to min. height	≤ 400 N
Overall weight with bead rings	16.7 kg

Additional types on request

Pneumatic application - static characteristic values

Force F [kN]

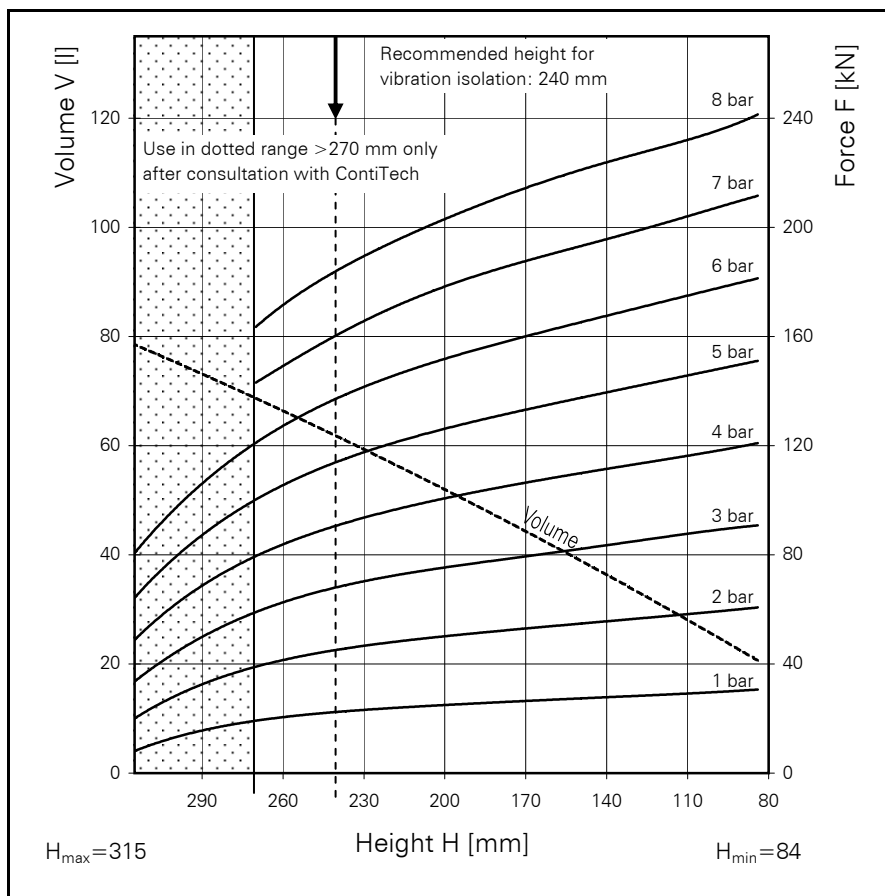
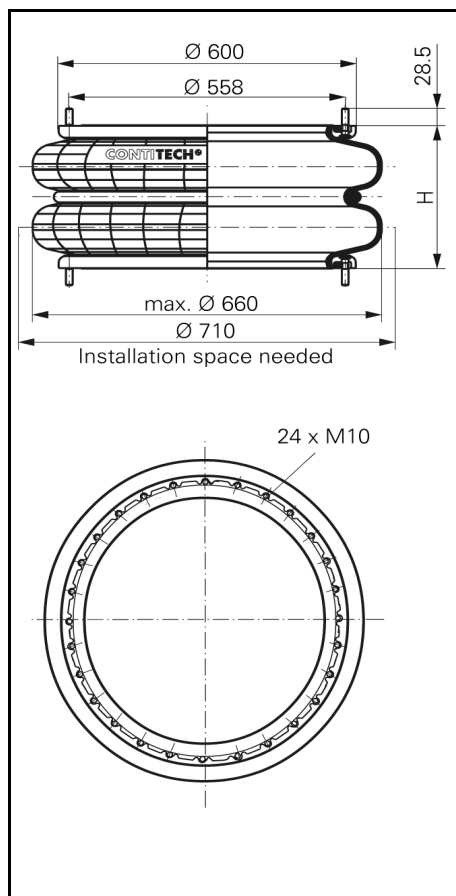
Pressure p [bar]	3	4	5	6	7	8	Vol.[l]	
Height H [mm]	450	28.0	37.8	48.1	58.8	69.5	80.1	86.0
	350	43.4	58.6	73.3	88.5	103.7	118.8	71.0
	250	54.6	73.1	92.0	110.7	129.3	148.0	52.0
	150	59.4	79.3	99.3	119.3	139.4	159.4	31.0



Service instructions
M16 = 70 Nm

FD 2380-24

CONTI® Double Convolution Air Spring



FD 2380-24

Force-height diagram

Purchase order data

Type	Order No.
Rubber bellows only	61781
Bellows with bead rings 45mm bolts, nuts and washers	61906

Additional types on request

Technical data

Min. pressure	0 bar
Return force to min. height	≤ 445 N
Overall weight with bead rings, bolts, nuts and washers	14.1 kg

Vibration isolation - dynamic characteristic values

Design height H: recommended 240mm, minimum 220mm

Pressure p [bar]	3	4	5	6	7	8	Vol V [l]
Force (Load) [kN]	69.2	90.5	114.9	137.6	161.4	186.1	
Spring rate [N/cm]	7220	9050	11120	12990	14920	16950	
Natural frequency [Hz]	1.6	1.6	1.6	1.5	1.5	1.5	

Pneumatic application - static characteristic values

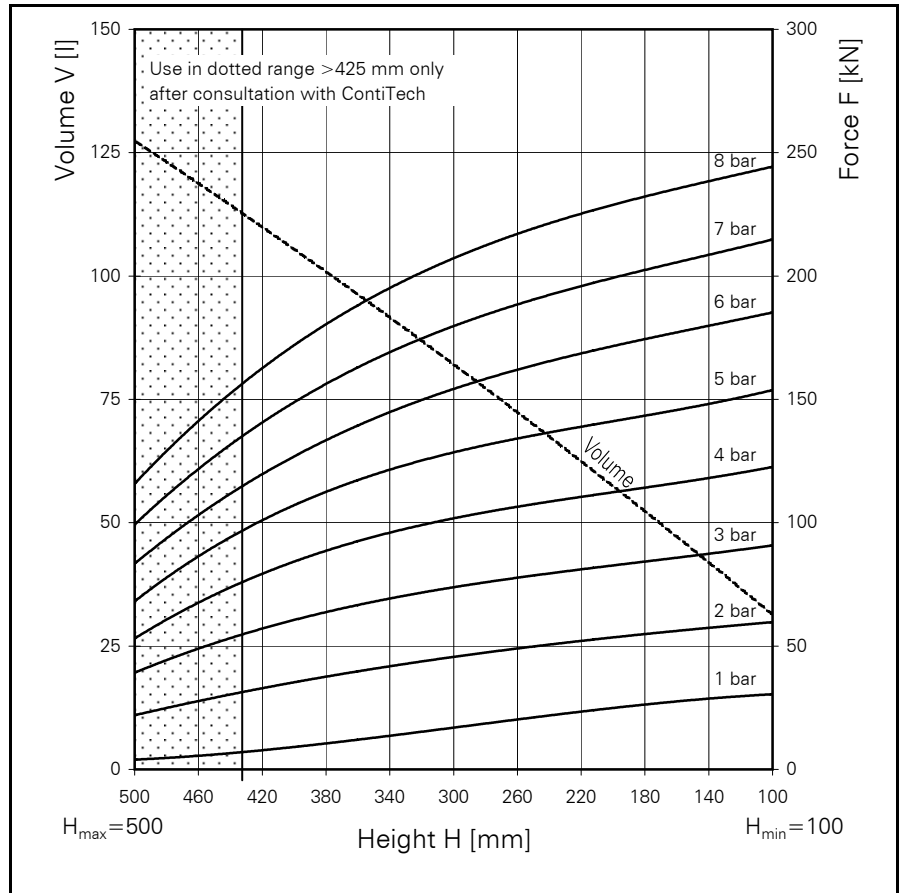
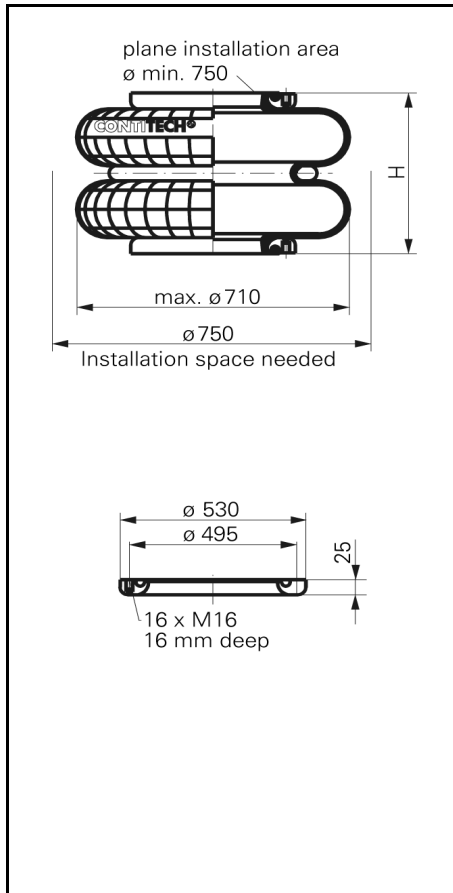
Force F [kN]

Pressure p [bar]	3	4	5	6	7	8	Vol.(l)	
Height H [mm]	260	62.7	83.8	105.5	127.5	149.4	171.6	66.5
	240	68.0	90.7	113.9	137.2	160.5	184.0	61.6
	220	72.0	96.2	120.5	145.1	169.8	194.4	57.1
	200	74.8	100.3	125.8	151.3	179.0	202.8	52.0
	180	78.2	104.8	131.1	157.6	184.3	210.8	47.1
	160	81.4	108.4	135.8	163.3	190.7	218.2	41.5
	140	83.3	111.2	139.3	167.2	195.3	223.3	36.1
	120	86.1	114.7	143.5	172.4	201.3	229.5	30.7

Service instructions
M 10 = 40 Nm

FD 2470-40

CONTI® Double Convolution Air Spring



FD 2470-40

Force-height diagram

Purchase order data

Technical data

Type	Order No.
Rubber bellows only	2680 898 901
With girdle ring	60426
With girdle ring and bead rings	2682 898 003

Min. pressure	0 bar
Return force to min. height	≤ 400 N
Overall weight with bead rings	18.2 kg

Additional types on request

Pneumatic application - static characteristic values

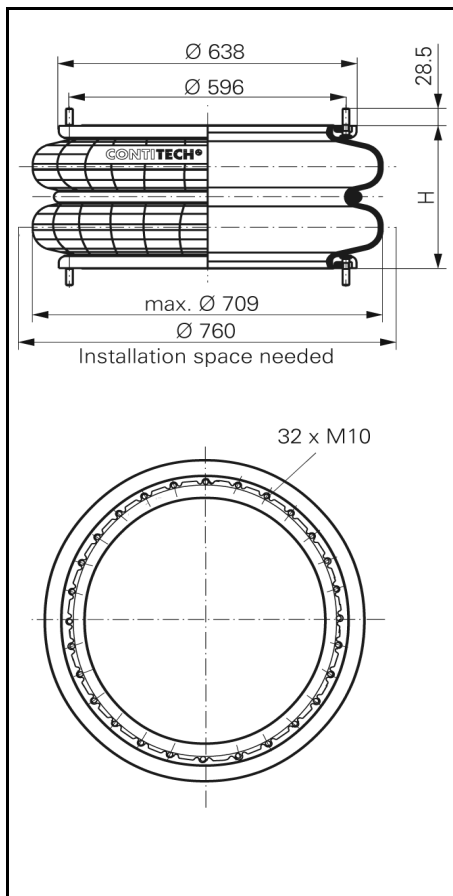
Force F [kN]

Pressure p [bar]	3	4	5	6	7	8	Vol.[l]
Height H [mm]	500	39.0	53.0	68.0	84.0	100.0	127.0
	400	62.0	85.0	109.0	126.2	148.0	106.0
	300	74.0	102.0	128.0	155.0	181.0	82.0
	200	83.0	113.0	142.0	171.0	199.0	57.0
	100	91.0	123.0	154.0	186.0	216.0	32.0

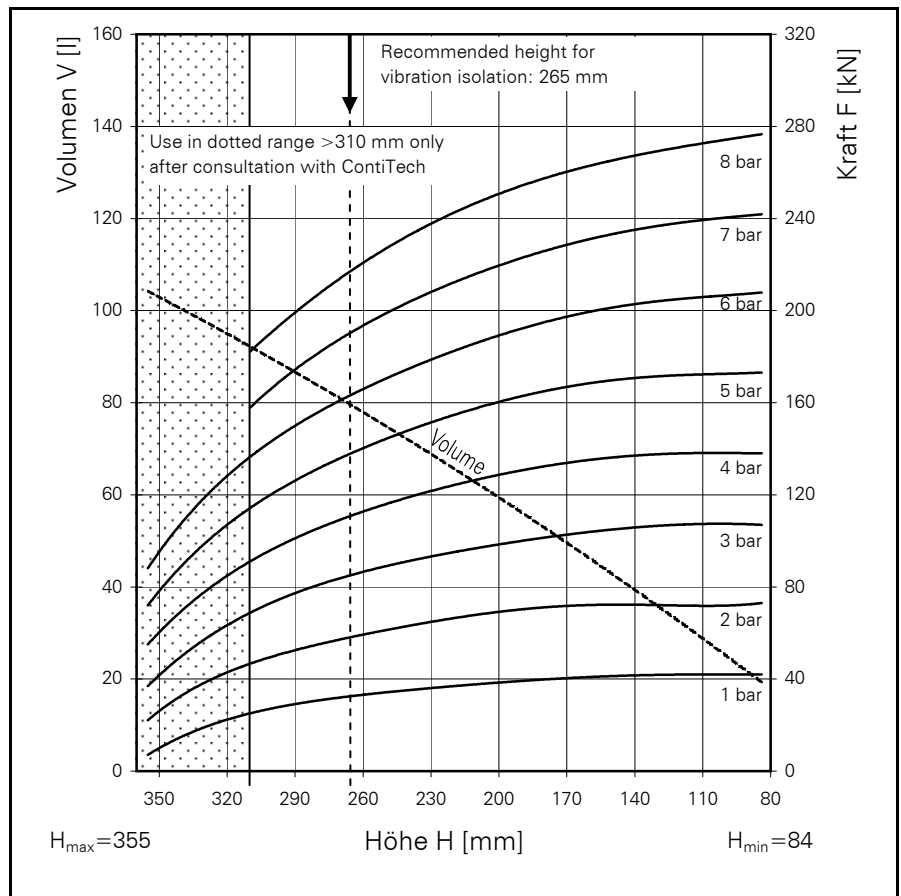
Service instructions
M16 = 100 Nm

FD 2870-30

CONTI[®] Double Convolution Air Spring



FD 2870-30



Force-height diagram

Purchase order data

Type	Order No.
Rubber bellows only	61789
Bellows with bead rings 45mm bolts, nuts and washers	61907

Additional types on request

Technical data

Min. pressure	0 bar
Return force to min. height	≤ 700 N
Overall weight with bead rings, bolts, nuts and washers	15.4 kg

Vibration isolation - dynamic characteristic values

Design height H: recommended 265mm, minimum 245mm

Pressure p [bar]	3	4	5	6	7	8	Vol V [l]
Force (Load) [kN]	85.2	113.3	138.7	166.0	190.4	217.6	
Spring rate [N/cm]	7730	9850	11780	13900	15530	17700	
Natural frequency [Hz]	1.5	1.5	1.5	1.5	1.4	1.4	

Pneumatic application - static characteristic values

Force F [kN]

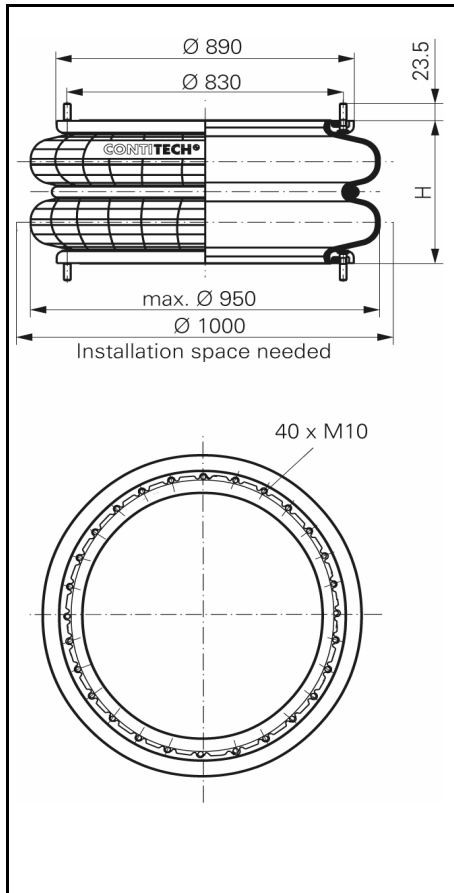
Pressure p [bar]	3	4	5	6	7	8	Vol.[l]	
Height H [mm]	280	80.9	105.0	131.4	155.5	181.8		84.2
	240	90.9	118.3	147.0	174.5	203.3		71.9
	200	98.4	128.7	161.0	189.2	220.1		59.7
	160	104.1	135.3	168.1	199.3	230.6		46.3
	120	106.9	137.9	172.1	205.2	238.3		31.8



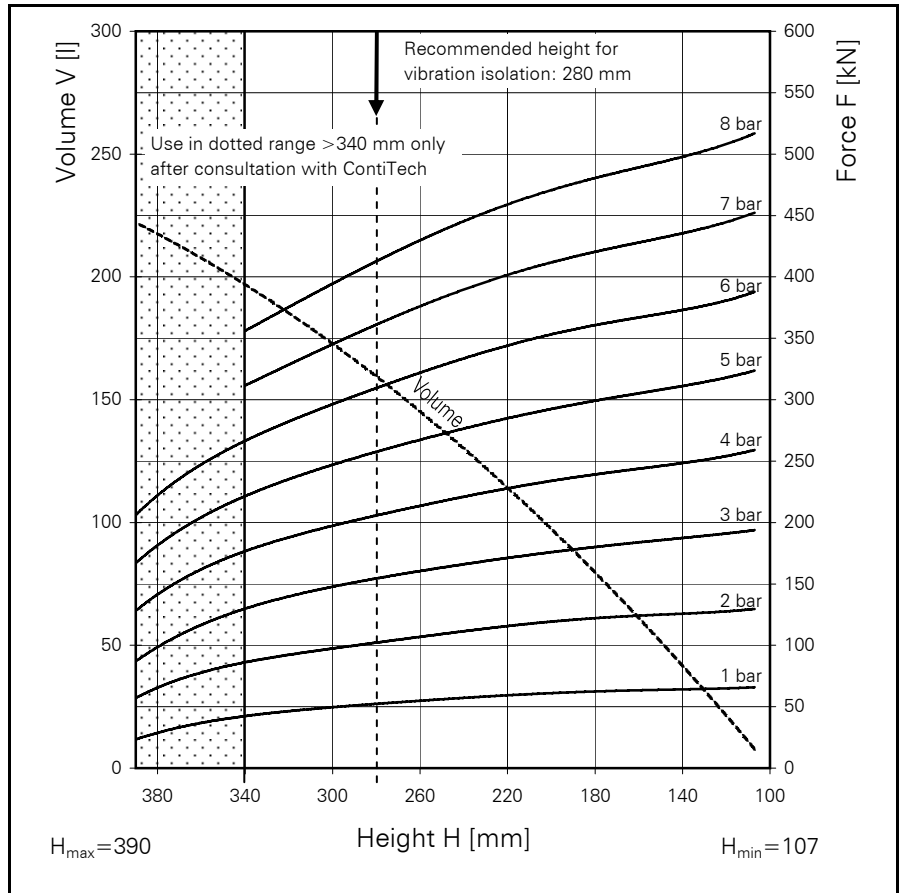
Service instructions
M 10 = 40 Nm

FD 5450-28

CONTI[®] Double Convolution Air Spring



FD 5450-28



Force-height diagram

Purchase order data

Type	Order No.
Rubber bellows only	61786
Bellows with bead rings 45mm bolts, nuts and washers	61908

Additional types on request

Technical data

Min. pressure	0 bar
Return force to min. height	≤ 1556 N
Overall weight with bead rings, bolts, nuts and washers	32.9 kg

Vibration isolation - dynamic characteristic values

Design height H: recommended 280mm, minimum 260mm

Pressure p [bar]	3	4	5	6	7	8	Vol V [l]
Force (Load) [kN]	157.3	204.9	260.8	312.3	363.8	415.3	
Spring rate [N/cm]	12690	15810	19360	22600	25840	29080	
Natural frequency [Hz]	1.4	1.4	1.4	1.3	1.3	1.3	

Pneumatic application - static characteristic values

Force F [kN]

Pressure p [bar]	3	4	5	6	7	8	Vol. (l)	
Height H [mm]	280	154.8	205.6	256.8	308.1	359.4		410.7
	240	165.9	221.9	277.7	334.8	390.5		446.3
	200	175.8	233.5	292.2	353.9	412.8		471.8
	160	184.1	243.5	304.6	365.2	426.0		486.9
	120	190.9	254.9	319.2	383.0	446.8		510.6
								22.3

Service instructions
M 10 = 40 Nm