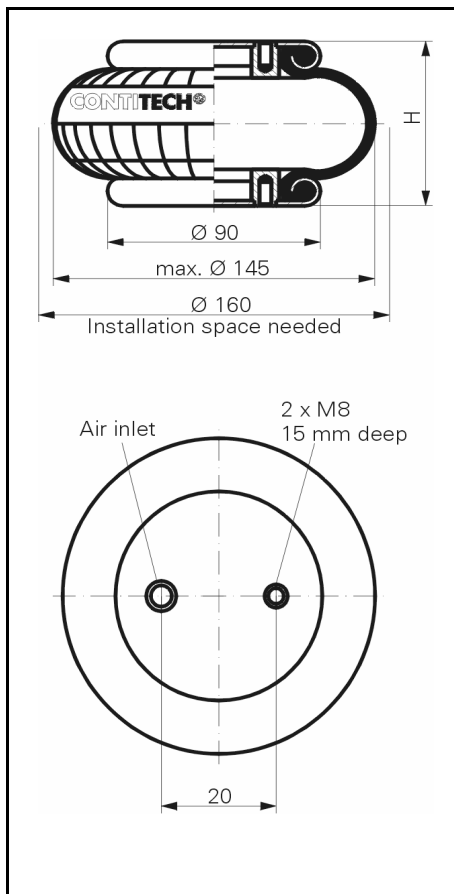
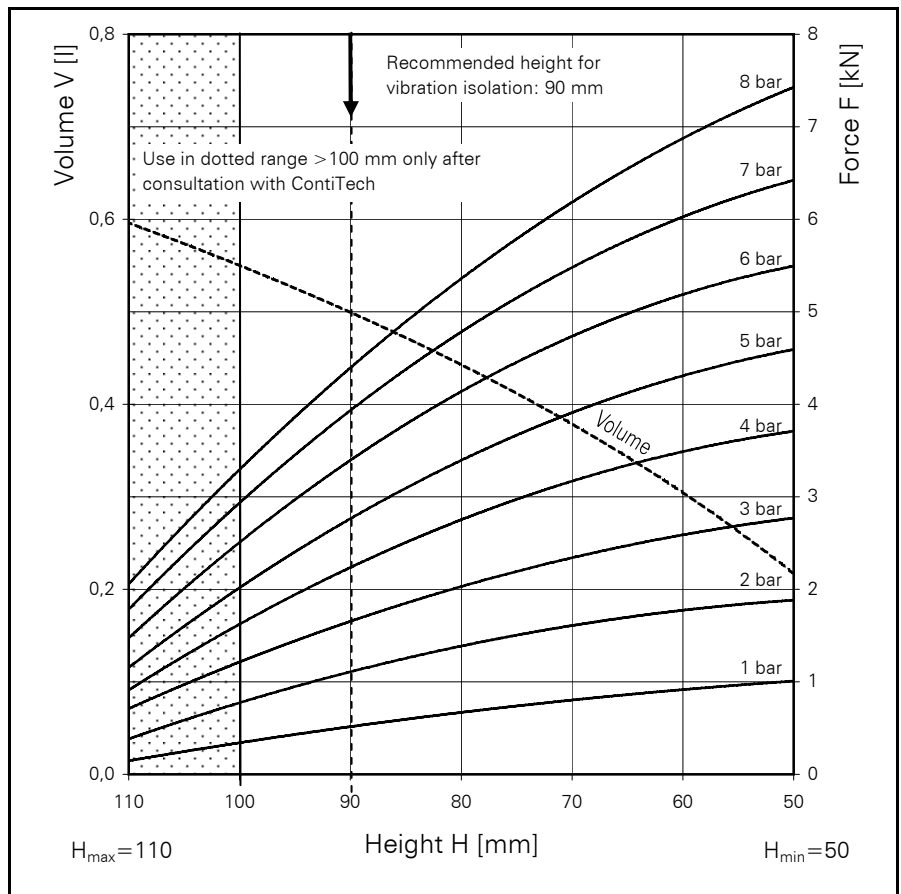


FS 40-6

CONTI® Single Convolution Air Spring



FS 40-6



Force-height diagram

Purchase order data

Type	Order No.
Rubber bellows only	60507
With clamped plates	2681 001 000
G 1/8 air inlet	

Additional types on request

Technical data

Min. pressure	0 bar
Return force to min. height	≤ 120 N
Overall weight with clamped plates	0.9 kg

Vibration isolation - dynamic characteristic values

Design height H: recommended 90mm, minimum 70mm

Pressure p [bar]	3	4	5	6	7	8	Vol. V[l]
Force (Load) [kN]	1.7	2.3	2.8	3.4	3.8	4.4	
Spring rate [N/cm]	760	990	1220	1480	1610	1820	
Natural frequency [Hz]	3.5	3.3	3.3	3.3	3.2	3.2	

Pneumatic application - static characteristic values

Force F [kN]

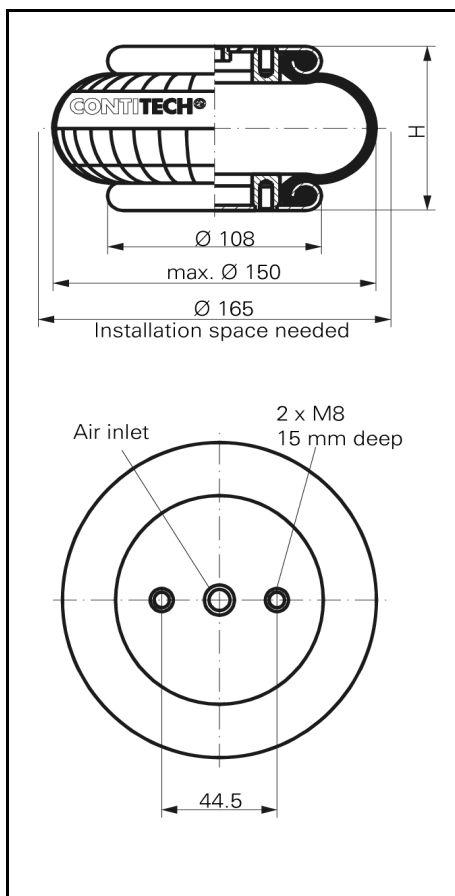
Pressure p [bar]	3	4	5	6	7	8	Vol.[l]	
Height H [mm]	100	1.2	1.6	2.0	2.5	3.0		3.4
	90	1.7	2.2	2.8	3.4	3.9		4.4
	80	2.1	2.8	3.5	4.2	4.9		5.3
	70	2.3	3.2	3.9	4.7	5.4		6.2
	60	2.6	3.5	4.3	5.2	6.1		6.9



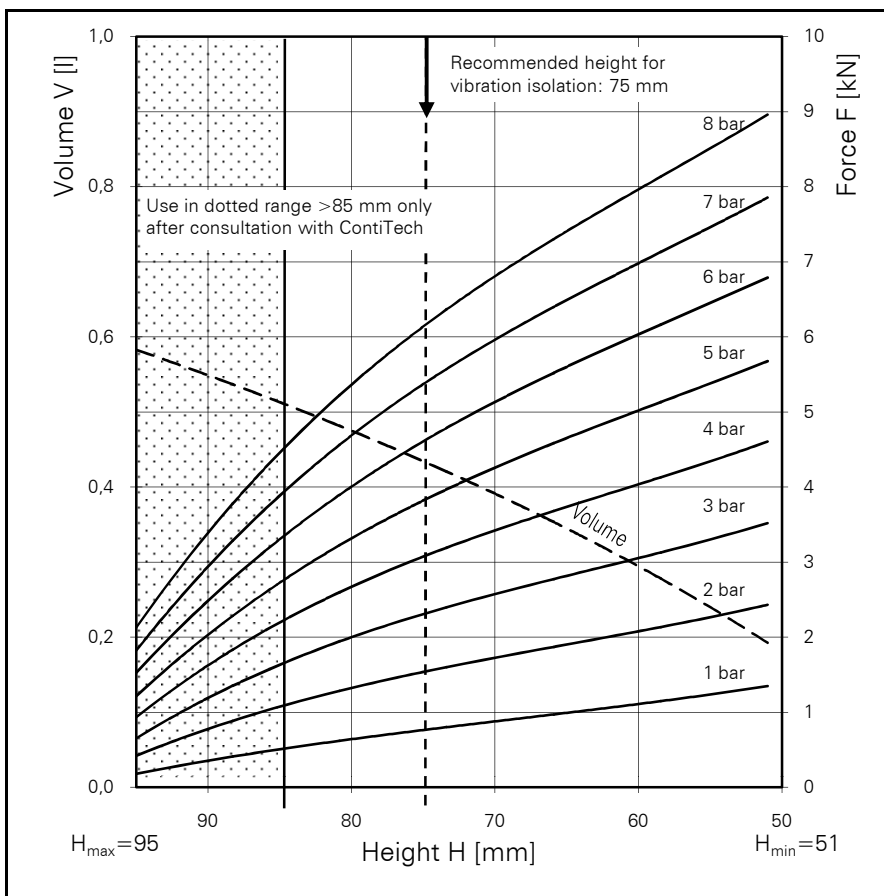
Service instructions
 M8 = 25 Nm
 G 1/8 = 25 Nm

FS 50-5

CONTI® Single Convolution Air Spring



FS 50-5



Force-height diagram

Purchase order data

Type	Order No.
Rubber bellows only	62242
With clamped plates G 1/4 air inlet	61388

Additional types on request

Technical data

Min. pressure	0 bar
Return force to min. height	≤ 250 N
Overall weight with clamped plates	1.2 kg

Vibration isolation - dynamic characteristic values

Design height H: recommended 75mm, minimum 65mm

Pressure p [bar]	3	4	5	6	7	8	Vol. V[l]
Force (Load) [kN]	2.3	3.0	3.8	4.6	5.3	6.1	
Spring rate [N/cm]	1510	1910	2290	2670	3040	3340	
Natural frequency [Hz]	3.9	3.8	3.7	3.7	3.6	3.6	

Pneumatic application - static characteristic values

Force F [kN]

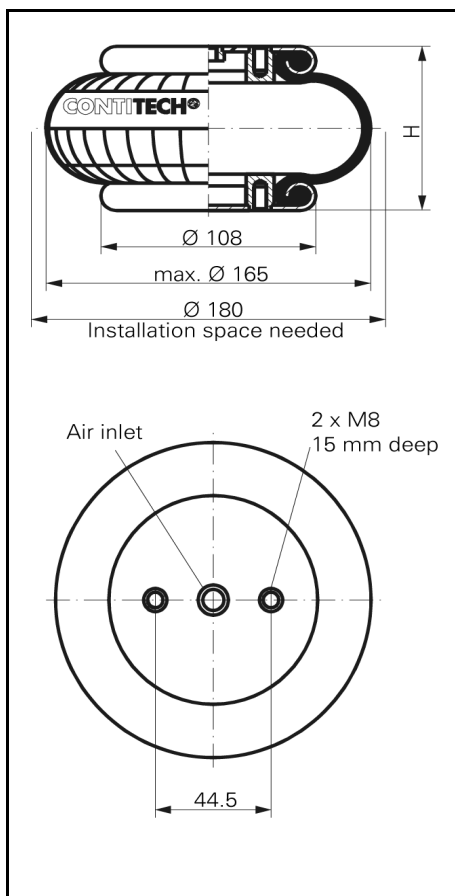
Pressure p [bar]	3	4	5	6	7	8	Vol.[l]	
Height H [mm]	80	2.0	2.7	3.3	4.0	4.7		5.4
	70	2.6	3.4	4.3	5.1	6.0		6.8
	60	3.1	4.0	5.0	6.0	7.0		8.0



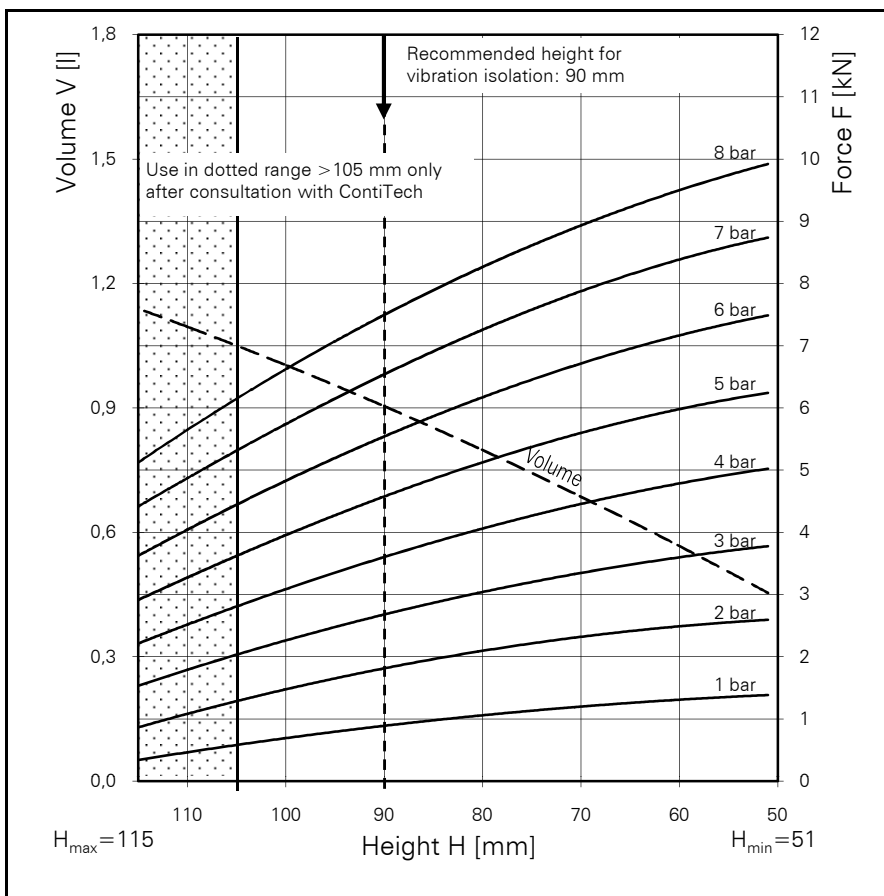
Service instructions
M8 = 25 Nm
G 1/4 = 25 Nm

FS 70-7

CONTI® Single Convolution Air Spring



FS 70-7



Force-height diagram

Purchase order data

Type	Order No.
Rubber bellows only	60512
With clamped plates G 1/4 air inlet	2681 015 000

Additional types on request

Technical data

Min. pressure	0 bar
Return force to min. height	≤ 200 N
Overall weight with clamped plates	1.2 kg

Vibration isolation - dynamic characteristic values

Design height H: recommended 90mm, minimum 70mm

Pressure p [bar]	3	4	5	6	7	8	Vol V [l]
Force (Load) [kN]	2.7	3.7	4.7	5.7	6.6	7.7	
Spring rate [N/cm]	1040	1270	1530	1770	2060	2325	
Natural frequency [Hz]	3.1	2.9	2.9	2.8	2.8	2.7	

Pneumatic application - static characteristic values

Force F [kN]

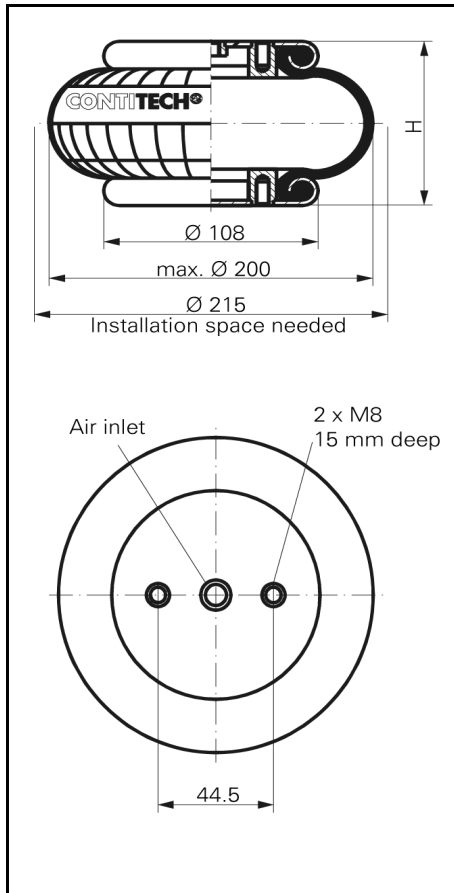
Pressure p [bar]	3	4	5	6	7	8	Vol.[l]	
Height H [mm]	100	2.2	3.1	4.0	4.8	5.7		6.6
	90	2.7	3.6	4.6	5.6	6.5		7.5
	80	3.1	4.1	5.1	6.2	7.3		8.3
	70	3.4	4.5	5.6	6.7	7.9		9.0
	60	3.6	4.8	6.0	7.2	8.4		9.5



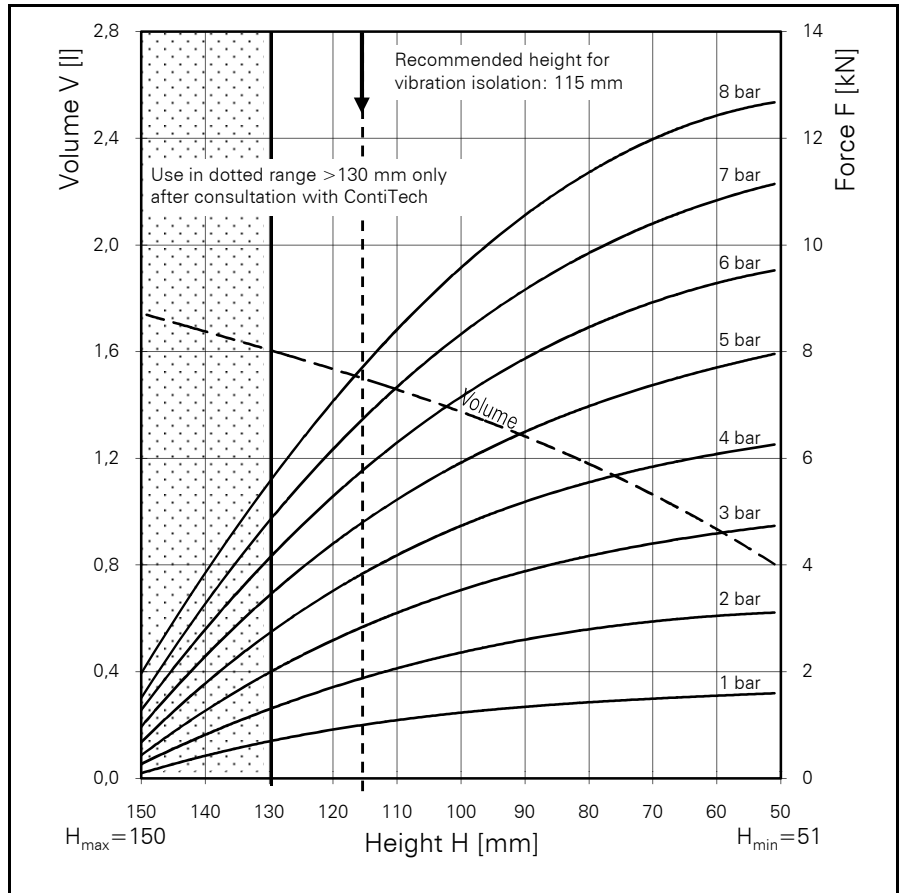
Service instructions
M 8 = 25 Nm
G 1/4 = 25 Nm

FS 70-9

CONTI® Single Convolution Air Spring



FS 70-9



Force-height diagram

Purchase order data

Type	Order No.
Rubber bellows only	62168
With clamped plates G 1/4 air inlet	62817

Additional types on request

Technical data

Min. pressure	0 bar
Return force to min. height	≤ 200 N
Overall weight with clamped plates	1.4 kg

Vibration isolation - dynamic characteristic values

Design height H: recommended 115mm, minimum 100mm

Pressure p [bar]	3	4	5	6	7	8	Vol V [l]
Force (Load) [kN]	2.9	3.8	4.8	5.8	6.8	7.7	
Spring rate [N/cm]	855	1110	1340	1590	1840	2050	
Natural frequency [Hz]	2.8	2.7	2.7	2.6	2.6	2.6	

Pneumatic application - static characteristic values

Force F [kN]

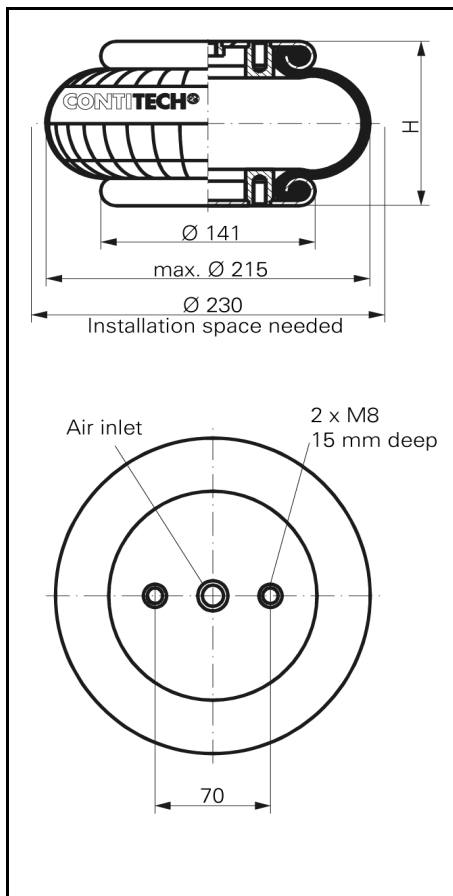
Pressure p [bar]	3	4	5	6	7	8	Vol.[l]	
Height H [mm]	120	2.6	3.5	4.4	5.3	6.2		7.2
	110	3.1	4.2	5.2	6.3	7.4		8.5
	100	3.5	4.7	5.9	7.2	8.3		9.6
	90	3.9	5.2	6.5	7.9	9.2		10.5
	80	4.2	5.6	7.0	8.5	9.8		11.3
	70	4.5	5.8	7.4	9.0	10.4		12.0



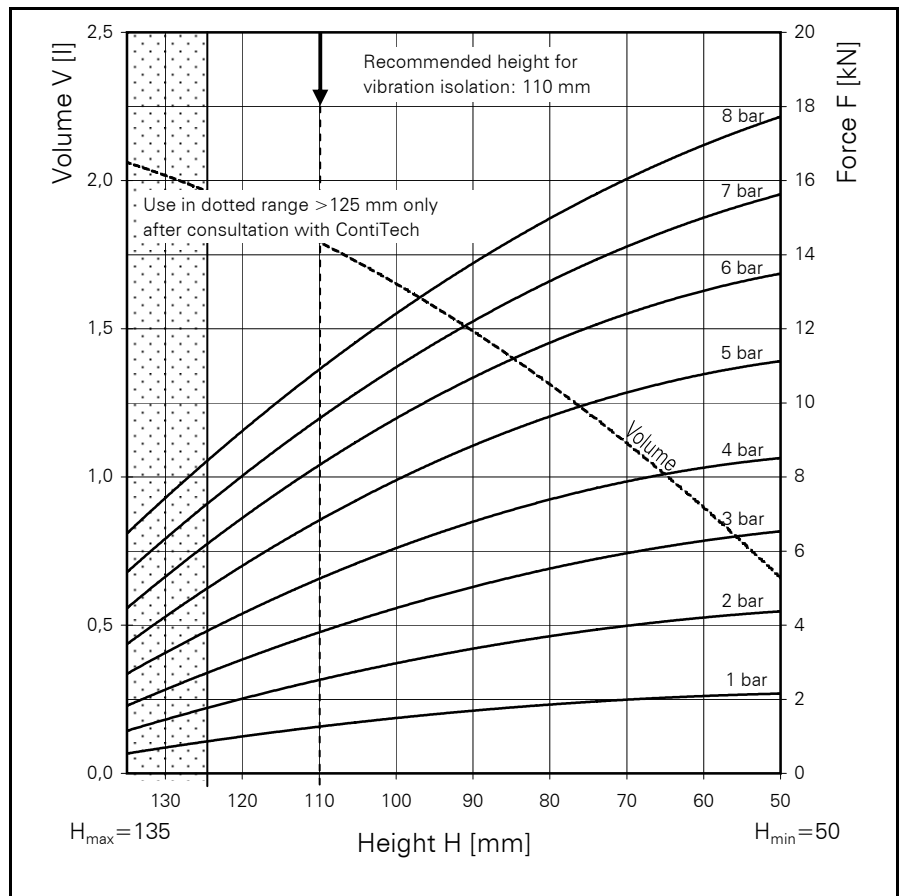
Service instructions
M 8 = 25 Nm
G 1/4 = 25 Nm

FS 120-9

CONTI[®] Single Convolution Air Spring



FS 120-9



Force-height diagram

Purchase order data

Type	Order No.
Rubber bellows only	60479
With clamped plates G 3/4 air inlet	2681 030 000
With clamped plates G 1/4 air inlet	61358

Additional types on request

Technical data

Min. pressure	0 bar
Return force to min. height	≤ 200 N
Overall weight with clamped plates	2.0 kg

Vibration isolation - dynamic characteristic values


Design height H: recommended 110mm, minimum 90mm

Pressure p [bar]	3	4	5	6	7	8	Vol. V [l]
Force (Load) [kN]	3.9	5.3	6.8	8.3	9.6	10.9	1.8
Spring rate [N/cm]	1315	1620	1925	2230	2535	2840	
Natural frequency [Hz]	2.9	2.8	2.7	2.6	2.6	2.6	

Pneumatic application - static characteristic values

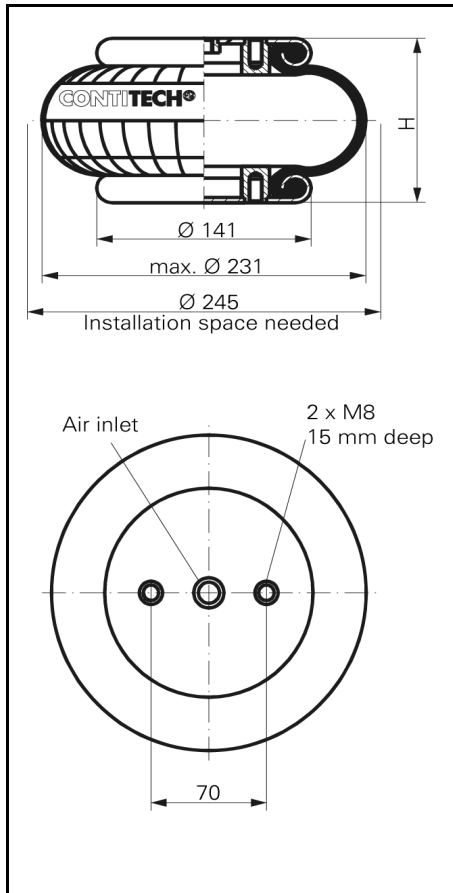
Force F [kN]

Pressure p [bar]	3	4	5	6	7	8	Vol.[l]	
Height H [mm]	120	3.1	4.3	5.6	6.9	8.0	9.2	1.9
	110	3.9	5.3	6.8	8.3	9.6	10.9	1.8
	100	4.5	6.1	7.9	9.7	11.0	12.4	1.7
	90	5.0	6.8	8.9	10.8	12.2	13.8	1.5
	80	5.5	7.4	9.7	11.6	13.3	15.0	1.3
	70	5.9	7.9	10.3	12.3	14.2	16.0	1.1
	60	6.3	8.2	10.7	13.0	15.0	17.0	0.9

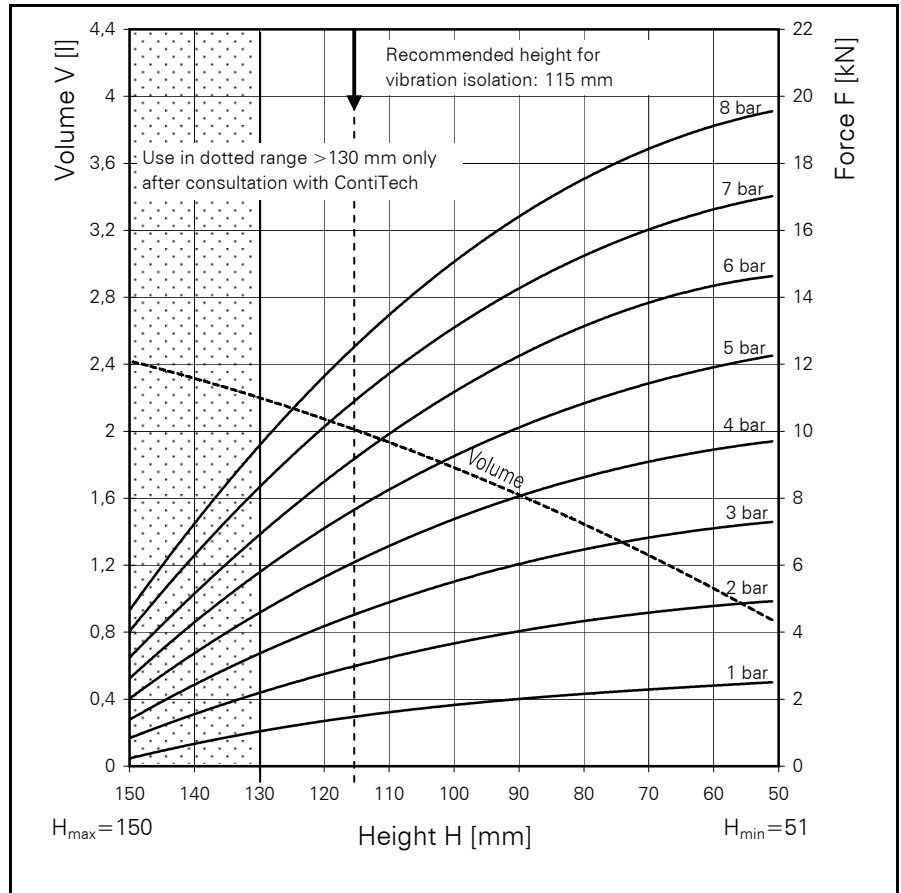
 Service instructions
M8 = 25 Nm
G 3/4 = 50 Nm

FS 120-10

CONTI® Single Convolution Air Spring



FS 120-10



Force-height diagram

Purchase order data

Type	Order No.
Rubber bellows only	62828
With clamped plates G 1/4 air inlet	62404
With clamped plates G 3/4 air inlet	62313

Additional types on request

Technical data

Min. pressure	0 bar
Return force to min. height	≤ 200 N
Overall weight with clamped plates	1.9 kg

Vibration isolation - dynamic characteristic values

Design height H: recommended 115mm, minimum 100mm

Pressure p [bar]	3	4	5	6	7	8	Vol V [l]
Force (Load) [kN]	4.8	6.6	8.2	9.9	11.6	13.3	
Spring rate [N/cm]	1320	1700	2090	2420	2770	3160	
Natural frequency [Hz]	2.7	2.7	2.6	2.6	2.5	2.5	

Pneumatic application - static characteristic values

Force F [kN]

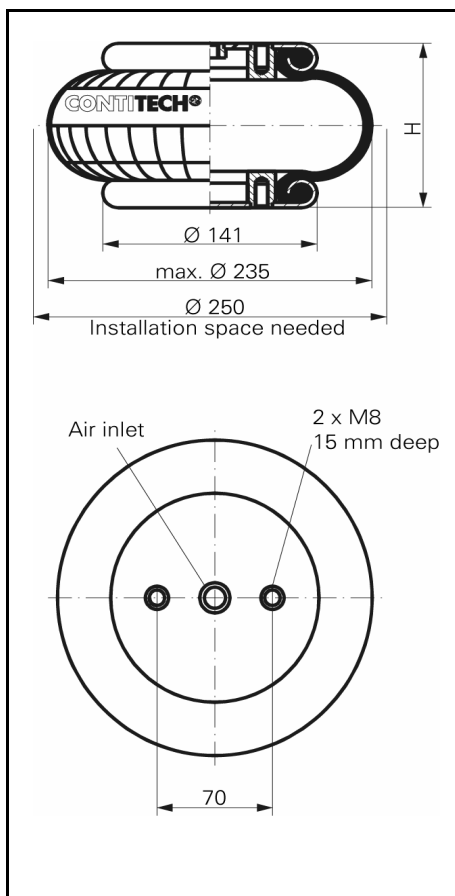
Pressure p [bar]	3	4	5	6	7	8	Vol.[l]	
Height H [mm]	120	4.2	5.6	7.2	8.4	10.2		11.7
	110	4.8	6.6	8.2	9.9	11.6		13.4
	100	5.6	7.4	9.2	11.2	13.1		15.0
	90	6.0	8.0	10.1	12.2	14.2		16.4
	80	6.5	8.6	10.9	13.2	15.3		17.6
	70	6.8	9.2	11.4	13.8	16.1		18.4
	60	7.1	9.4	12.0	14.4	16.6		19.2



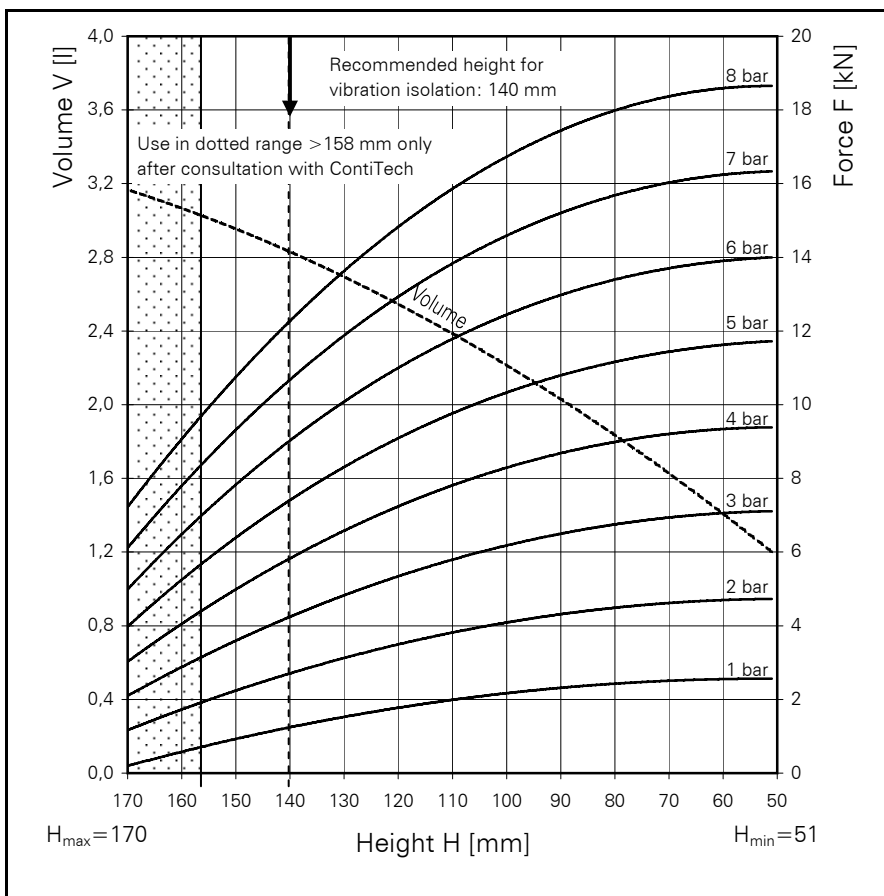
Service instructions
M 8 = 25 Nm
G 1/4 = 25 Nm

FS 120-12

CONTI® Single Convolution Air Spring



FS 120-12



Force-height diagram

Purchase order data

Type	Order No.
Rubber bellows only	61874
With clamped plates G 1/4 air inlet	63260
With clamped plates G 3/4 air inlet	62447

Additional types on request

Technical data

Min. pressure	0 bar
Return force to min. height	≤ 200 N
Overall weight with clamped plates	1.9 kg

Vibration isolation - dynamic characteristic values

Design height H: recommended 140mm, minimum 125mm

Pressure p [bar]	3	4	5	6	7	8	Vol V [l]
Force (Load) [kN]	4.2	5.8	7.3	8.9	10.4	12.0	
Spring rate [N/cm]	1160	1450	1730	2020	2300	2580	
Natural frequency [Hz]	2.6	2.5	2.4	2.4	2.4	2.3	

Pneumatic application - static characteristic values

Force F [kN]

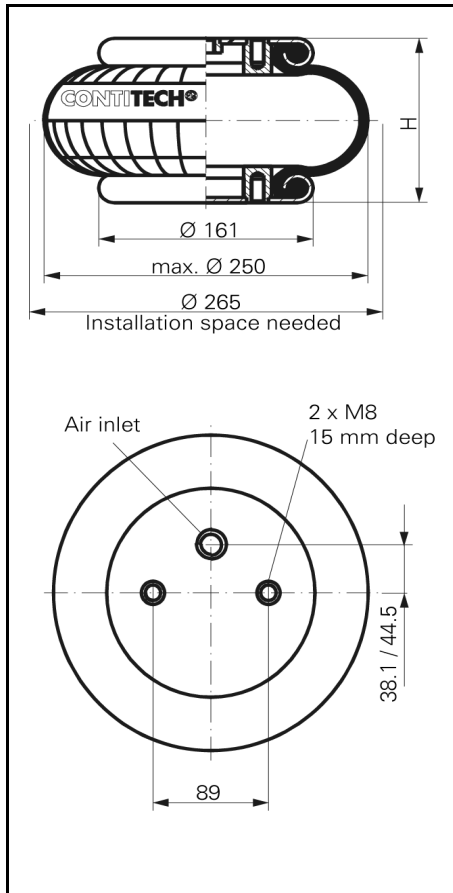
Pressure p [bar]	3	4	5	6	7	8	Vol.[l]	
Height H [mm]	150	3.7	5.1	6.4	7.9	9.4		2.9
	130	4.9	6.6	8.3	10.1	11.9		2.7
	110	5.8	7.8	9.8	11.8	13.8		2.4
	90	6.5	8.8	10.8	13.0	15.2		2.0
	70	6.9	9.2	11.4	13.7	16.0	1.6	



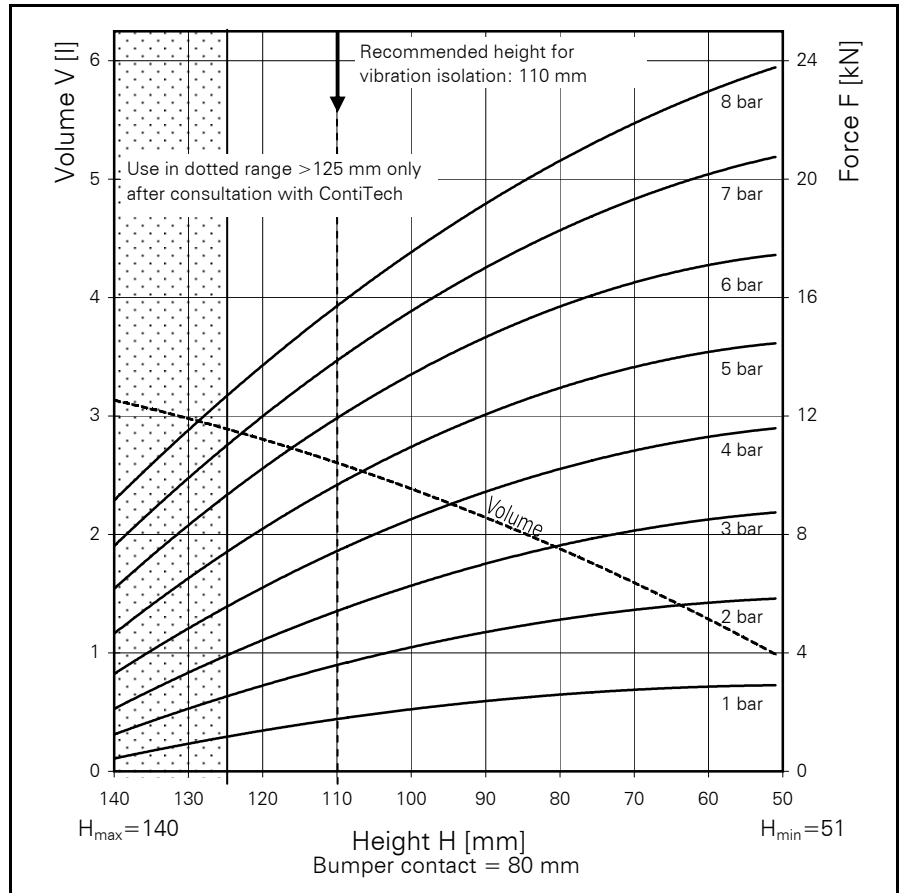
Service instructions
M 8 = 25 Nm
G 1/4 = 25 Nm

FS 200-10

CONTI® Single Convolution Air Spring



FS 200-10



Force-height diagram

Purchase order data

Type	Order No.
Rubber bellows only	60319
With clamped plates G 3/4 air inlet 38.1 mm excentrical	2681 045 000
With clamped plates G 1/4 air inlet 44.5 mm excentrical	60030
With clamped plates G 1/4 air inlet 44.5 mm excentrical with bumper	2681 047 000

Additional types on request



Service instructions
 M8 = 25 Nm
 G 3/4 = 50 Nm
 G 1/4 = 25 Nm

Technical data

Min. pressure	0 bar
Return force to min. height	≤ 200 N
Overall weight with clamped plates	2.3 kg

Vibration isolation - dynamic characteristic values

Design height H: recommended 110mm, minimum 90mm

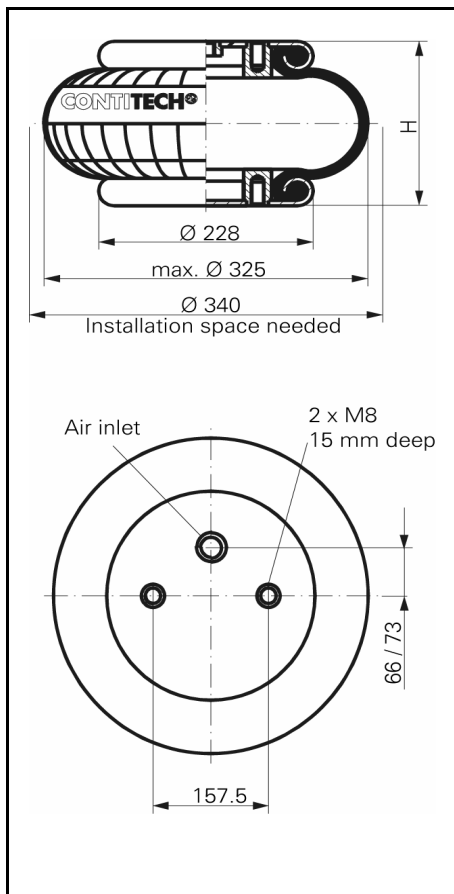
Pressure p [bar]	3	4	5	6	7	8	Vol. V[l]
Force (Load) [kN]	5.5	7.5	9.6	11.9	14.0	15.7	
Spring rate [N/cm]	1500	2050	2600	3150	3700	4250	
Natural frequency [Hz]	2.6	2.6	2.6	2.6	2.6	2.6	2.7

Pneumatic application - static characteristic values

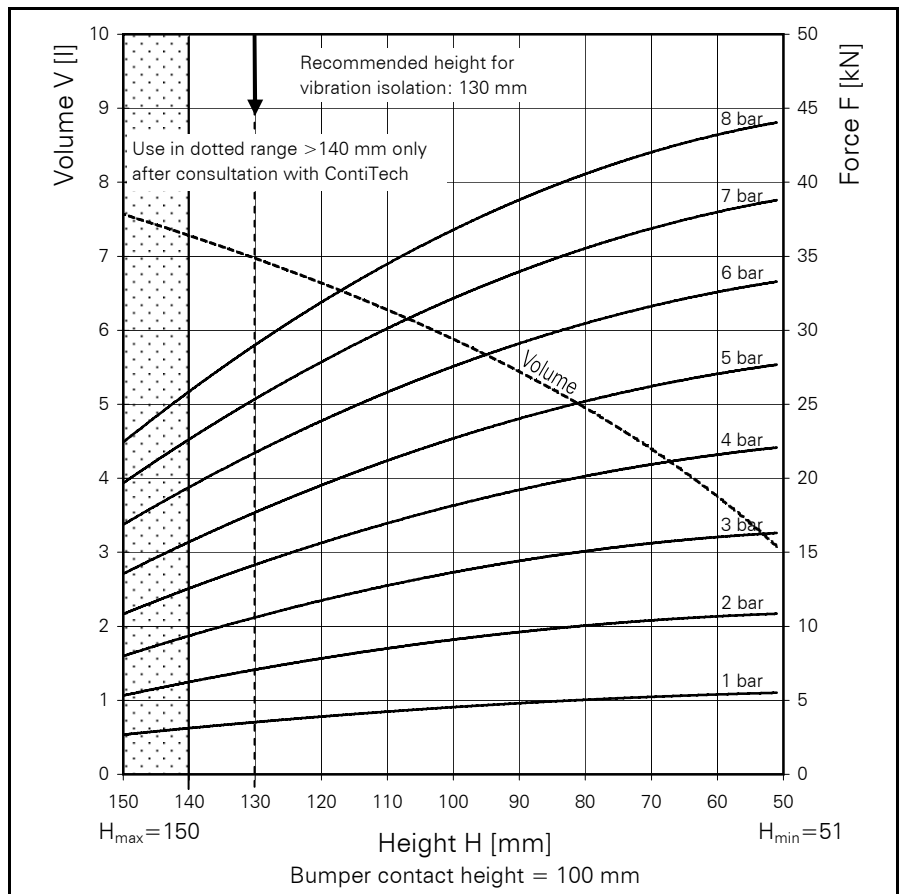
Force F [kN]	Pressure p [bar]	3	4	5	6	7	8	Vol.[l]
Height H [mm]	120	4.5	6.2	8.2	10.4	12.1	13.8	
	110	5.5	7.5	9.6	11.9	14.0	15.7	
	100	6.3	8.6	11.0	13.4	15.5	17.5	
	90	7.0	9.4	12.1	14.6	17.0	19.2	
	80	7.6	10.2	13.0	15.7	18.2	20.6	
	70	8.1	10.9	13.6	16.5	19.3	21.9	
	60	8.5	11.3	14.2	17.1	20.1	23.0	

FS 330-11

CONTI® Single Convolution Air Spring



FS 330-11



Force-height diagram

Purchase order data

Type	Order No.
Rubber bellows only	60314
With clamped plates G 1 air inlet 66 mm excentrical	2681 060 000
With clamped plates G 1/4 air inlet 73 mm excentrical	60424
With bumper G 1/4 air inlet 73 mm excentrical	2681 062 000
With clamped plates G 3/4 air inlet 73 mm excentrical	62743

Additional types on request



- Service instructions
- M8 = 25 Nm
- G 1 = 50 Nm
- G 1/4 = 25 Nm

Technical data

Min. pressure	0 bar
Return force to min. height	≤ 300 N
Overall weight with clamped plates	4.1 kg

Vibration isolation - dynamic characteristic values

Design height H: recommended 130mm, minimum 100mm

Pressure p [bar]	3	4	5	6	7	8	Vol. V [l]
Force (Load) [kN]	10.7	14.2	17.8	21.8	25.4	29.0	7.0
Spring rate [N/cm]	2645	3290	3935	4580	5225	5870	
Natural frequency [Hz]	2.5	2.4	2.4	2.3	2.3	2.3	

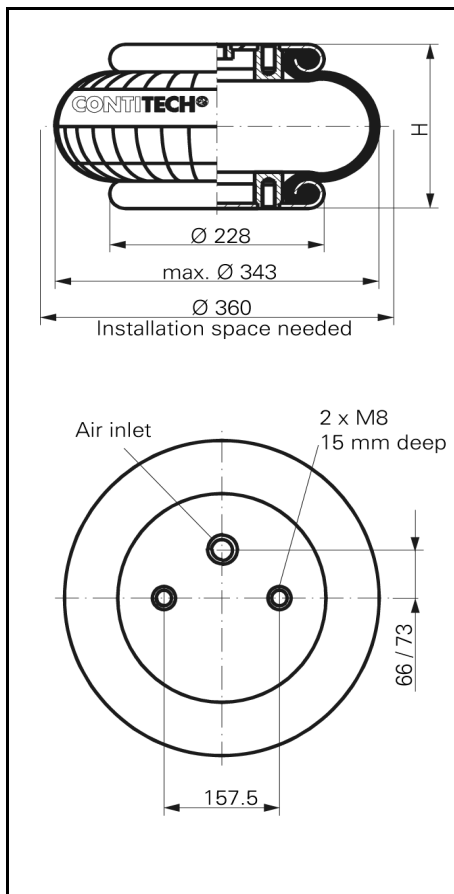
Pneumatic application - static characteristic values

Force F [kN]

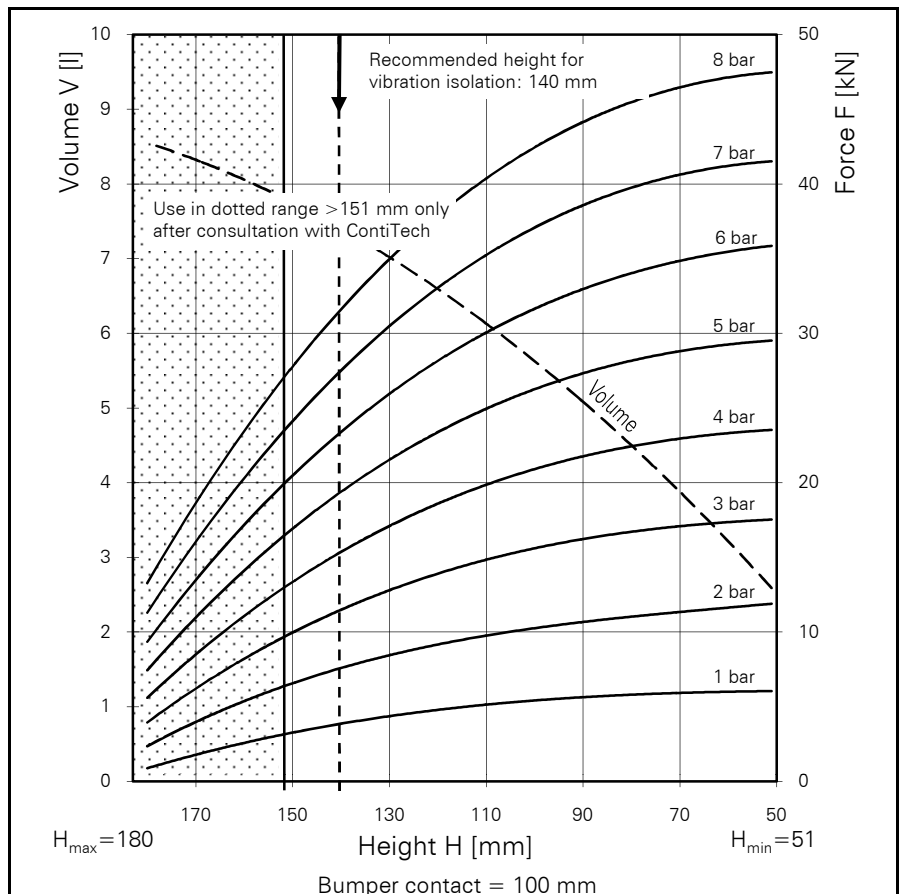
Pressure p [bar]	3	4	5	6	7	8	Vol.[l]
Height H [mm]	130	14.2	17.8	21.8	25.4	29.0	7.0
	120	11.9	15.7	19.6	23.8	27.8	6.7
	110	12.7	16.9	21.1	25.8	30.1	6.3
	100	13.6	18.1	22.7	27.6	32.1	5.8
	90	14.4	19.2	24.0	29.1	34.0	5.3
	80	15.0	20.2	25.2	30.5	35.5	4.8
	70	15.5	20.9	26.2	31.6	36.9	4.3
	60	16.0	21.6	27.1	32.6	38.0	3.8

FS 330-14

CONTI® Single Convolution Air Spring



FS 330-14



Force-height diagram

Purchase order data

Type	Order No.
Rubber bellows only	62054
With clamped plates G1 air inlet 66mm excentrical	on request
With clamped plates G3/4 air inlet 73mm excentrical	62932
With clamped plates G1/4 air inlet 73mm excentrical	61937
With bumper, clamped plates G1/4 air inlet 73mm excentrical	on request

Additional types on request



- Service instructions
- M 8 = 25 Nm
- G 1 = 50 Nm
- G 3/4 = 50 Nm
- G 1/4 = 25 Nm

Technical data

Min. pressure	0 bar
Return force to min. height	≤ 300 N
Overall weight with clamped plates	4.3 kg

Vibration isolation - dynamic characteristic values

Design height H: recommended 140mm, minimum 120mm

Pressure p [bar]	3	4	5	6	7	8	Vol V [l]
Force (Load) [kN]	11.6	15.5	19.5	23.4	27.4	31.2	7.5
Spring rate [N/cm]	2610	3322	4094	4865	5678	6376	
Natural frequency [Hz]	2.4	2.3	2.3	2.3	2.3	2.2	

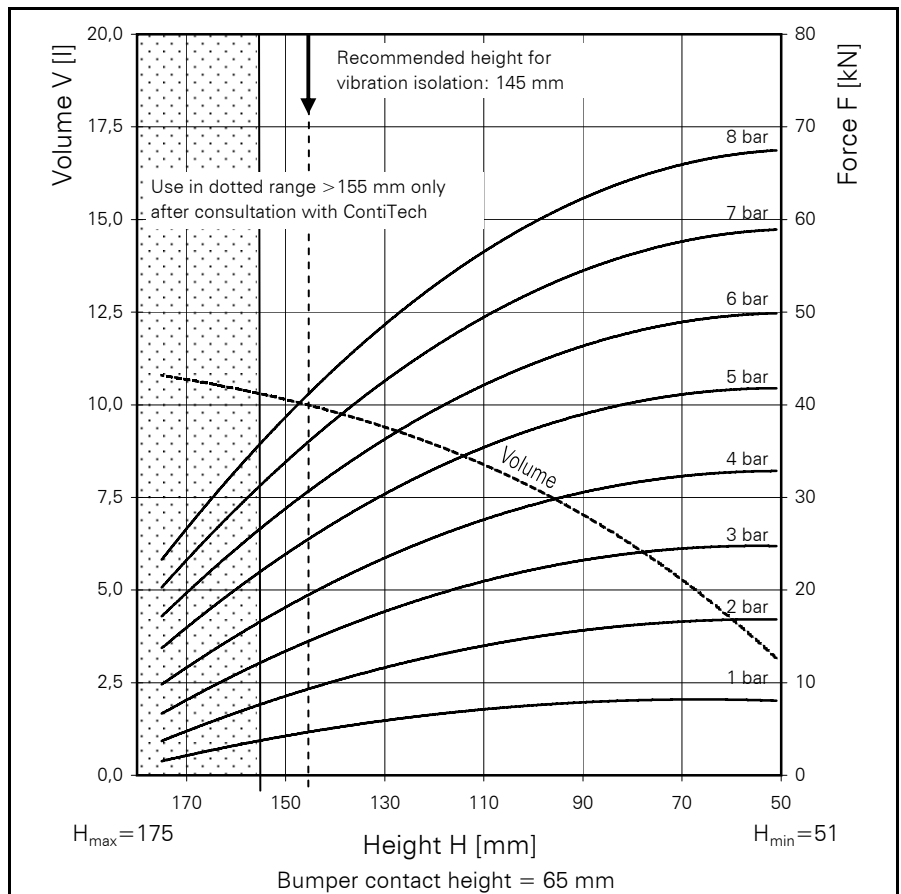
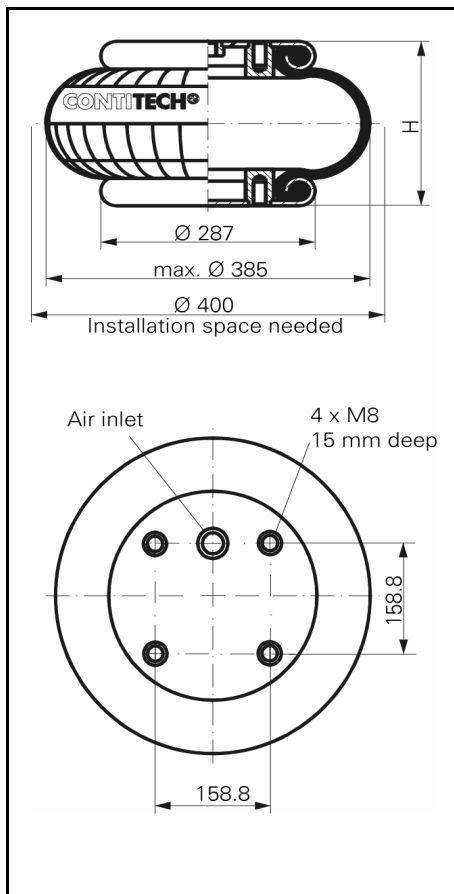
Pneumatic application - static characteristic values

Force F [kN]

Pressure p [bar]	3	4	5	6	7	8	Vol.[l]
Height H [mm]	151	10.0	13.3	16.8	20.3	24.0	7.8
	130	12.6	17.0	21.4	26.0	30.2	7.1
	110	14.8	19.8	25.0	30.0	35.2	6.1
	90	16.2	21.8	27.4	33.0	38.6	5.0
	70	17.2	23.0	28.8	34.9	40.6	3.9

FS 530-11

CONTI® Single Convolution Air Spring



FS 530-11

Force-height diagram

Purchase order data

Type	Order No.
Rubber bellows only	60381
With clamped plates G 1 air inlet 79.4 mm excentrical	2681 075 000
With clamped plates G 1/4 air inlet 79.4 mm excentrical	61359
With clamped plates G 1/4 air inlet 79.4 mm excentrical with bumper	60970
With clamped plates G 3/4 air inlet 79.4 mm excentrical	63205

Additional types on request



Service instructions
M8 = 25 Nm
G 1 = 50 Nm
G 1/4 = 25 Nm

Technical data

Min. pressure	0 bar
Return force to min. height	≤ 300 N
Overall weight with clamped plates	5.9 kg

Vibration isolation - dynamic characteristic values

Design height H: recommended 145mm, minimum 110mm

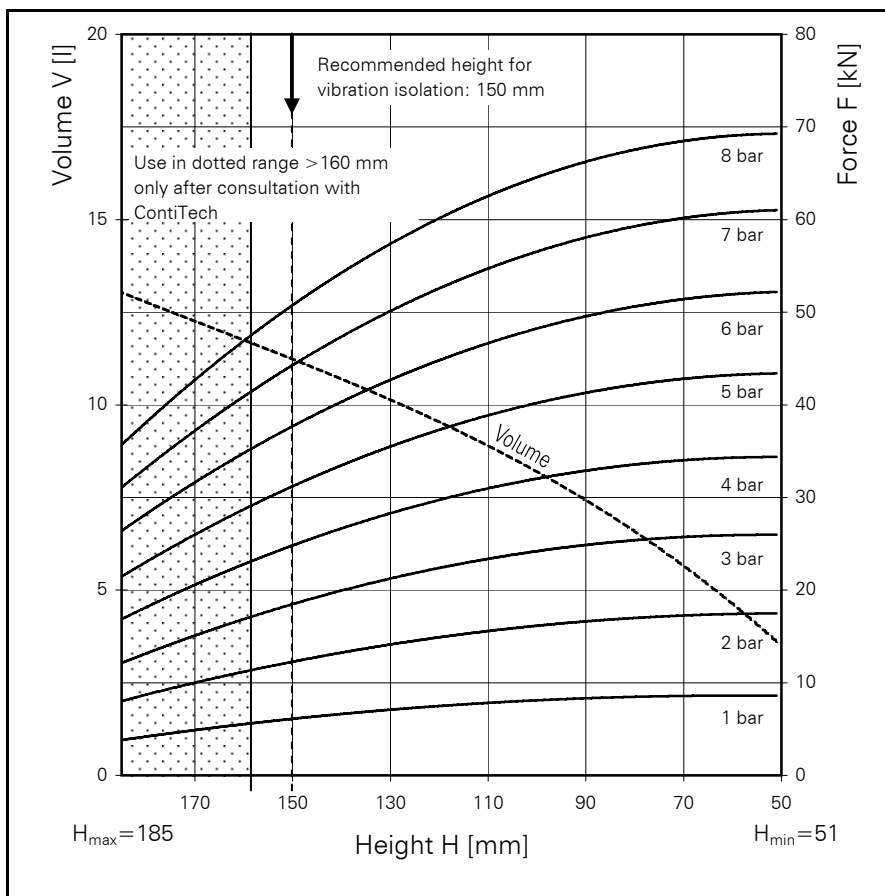
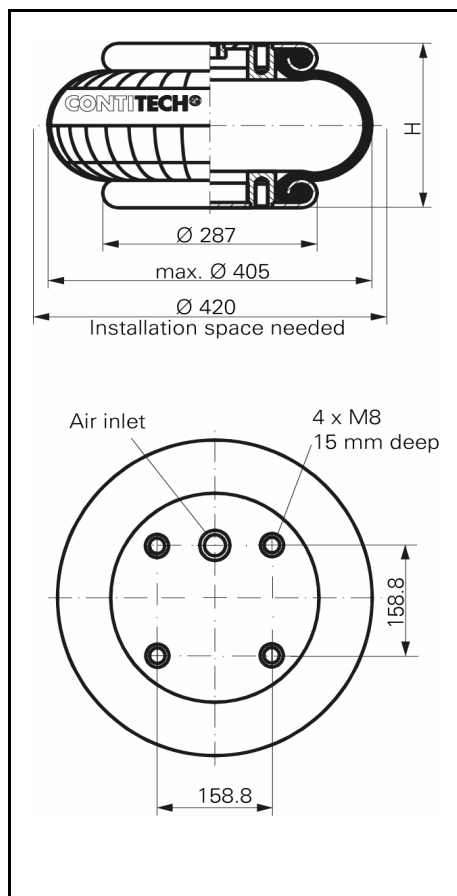
Pressure p [bar]	3	4	5	6	7	8	Vol. V [l]
Force (Load) [kN]	15.2	20.1	26.5	31.6	36.9	42.2	
Spring rate [N/cm]	3970	5000	6080	7100	8130	9150	
Natural frequency [Hz]	2.6	2.5	2.4	2.4	2.3	2.3	

Pneumatic application - static characteristic values

Force F [kN]		3	4	5	6	7	8	Vol.[l]	
Pressure p [bar]	Height H [mm]	150	14.3	19.0	25.0	30.0	35.0	40.0	10.1
	130	17.8	23.7	30.5	36.3	42.7	49.1	9.4	
	110	20.7	27.4	34.8	41.7	49.0	56.0	8.4	
	90	22.8	30.0	38.1	46.0	53.9	61.6	7.1	
	70	24.3	32.0	41.2	48.8	57.4	65.5	5.3	

FS 530-14

CONTI® Single Convolution Air Spring



FS 530-14

Force-height diagram

Purchase order data

Type	Order No.
Rubber bellows only	60510
With clamped plates G 1 air inlet 79.4 mm excentrical	60435
With clamped plates G 1/4 air inlet 79.4 mm excentrical	61360

Additional types on request

Technical data

Min. pressure	0 bar
Return force to min. height	≤ 300 N
Overall weight with clamped plates	6.1 kg

Vibration isolation - dynamic characteristic values

Design height H: recommended 150mm, minimum 120mm

Pressure p [bar]	3	4	5	6	7	8	Vol. V [l]
Force (Load) [kN]	18.6	24.9	31.5	37.9	44.4	50.8	11.2
Spring rate [N/cm]	3650	4410	5340	6140	7220	7920	
Natural frequency [Hz]	2.2	2.1	2.1	2.0	2.0	2.0	

Pneumatic application - static characteristic values

Force F [kN]

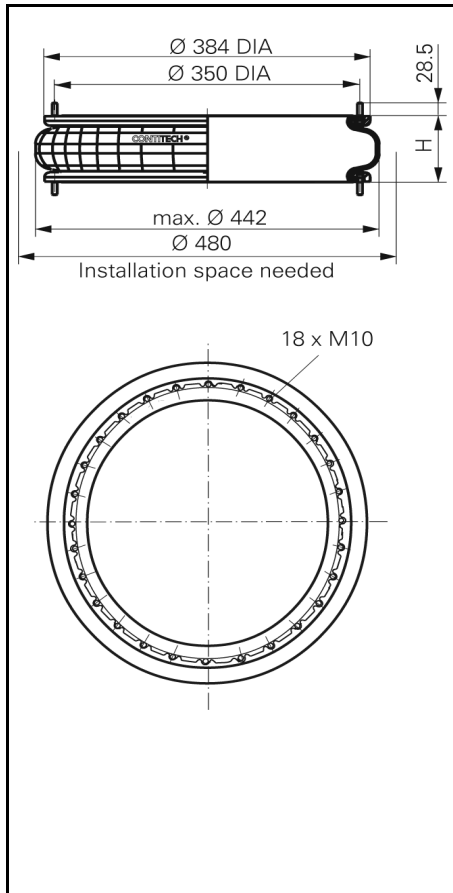
Pressure p [bar]	3	4	5	6	7	8	Vol.[l]	
Height H [mm]	160	17.1	23.0	29.0	35.0	41.2	47.3	11.8
	140	20.0	26.8	33.7	40.6	47.7	54.5	10.7
	120	22.3	29.8	37.3	44.9	52.7	60.2	9.5
	100	24.1	31.9	40.0	48.1	56.3	64.3	8.2
	80	25.3	33.4	41.9	50.3	58.8	67.1	6.6
	60	26.0	34.5	43.4	52.0	60.8	69.1	4.6



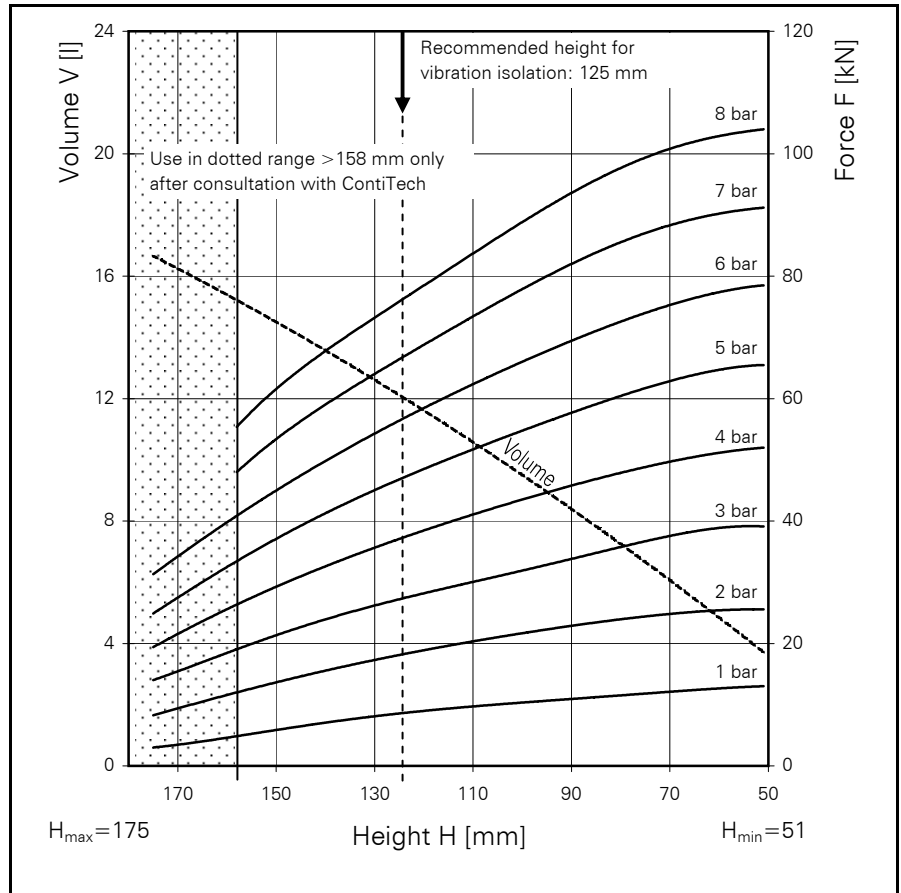
Service instructions
 M8 = 25 Nm
 G 1 = 50 Nm
 G 1/4 = 25 Nm

FS 960-12

CONTI® Single Convolution Air Spring



FS 960-12



Force-height diagram

Purchase order data

Type	Order No.
Rubber bellows only	61775
Bellows with bead rings, 45 mm bolts, nuts and washers	61898

Additional types on request

Technical data

Min. pressure	0 bar
Return force to min. height	≤ 100 N
Overall weight with bead rings, bolts, nuts and washers	5.0 kg

Vibration isolation - dynamic characteristic values


Design height H: recommended 125mm, minimum 110mm

Pressure p [bar]	3	4	5	6	7	8	Vol V [l]
Force (Load) [kN]	28.7	38.8	49.0	58.7	68.4	78.1	
Spring rate [N/cm]	5950	7670	9240	11000	12760	14530	
Natural frequency [Hz]	2.3	2.2	2.2	2.2	2.2	2.1	

Pneumatic application - static characteristic values

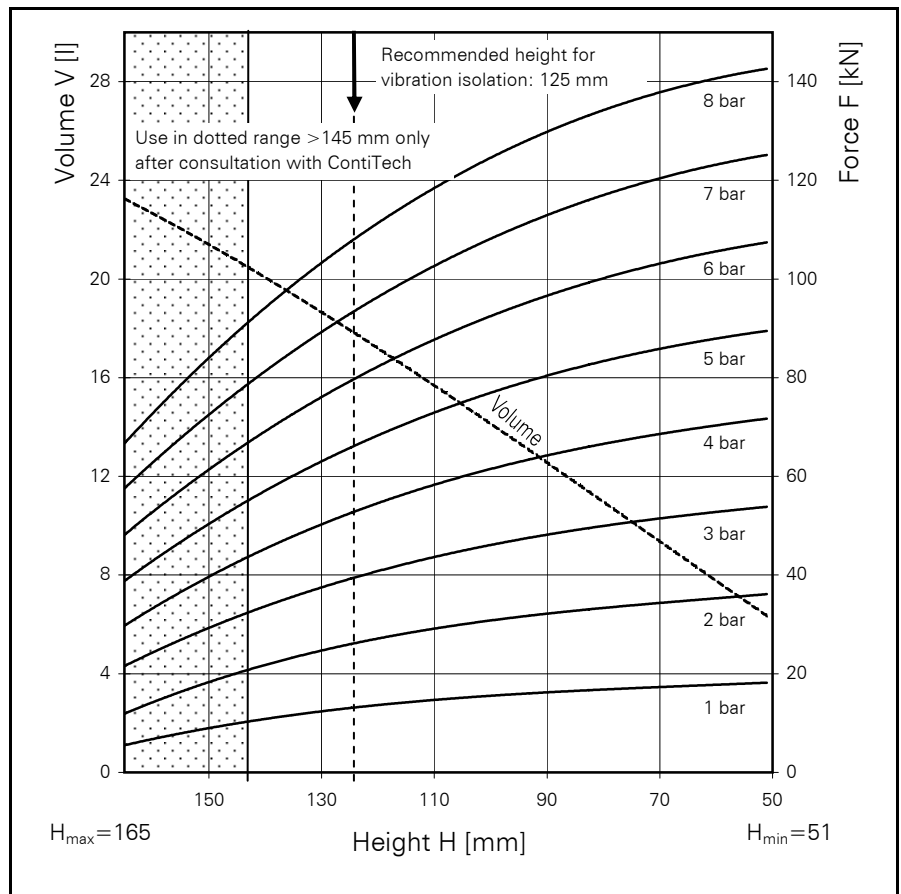
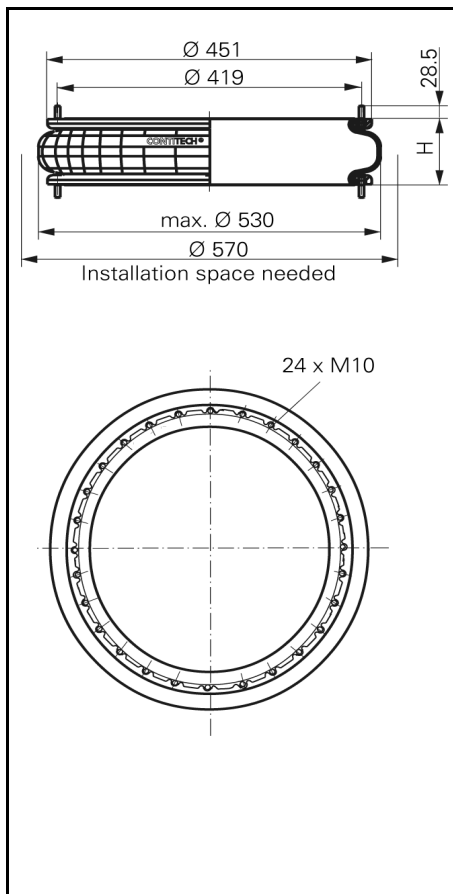
Force F [kN]

Pressure p [bar]	3	4	5	6	7	8	Vol.[l]	
Height H [mm]	140	23.9	32.7	41.3	49.7	59.0		67.6
	130	25.8	35.8	45.1	54.3	63.9		73.4
	120	28.2	38.4	48.2	58.5	68.8		78.3
	110	30.0	41.2	51.7	62.3	73.5		83.5
	100	31.8	43.4	54.8	65.9	77.6		88.9
	90	33.9	45.8	57.7	69.6	82.1		93.6
	80	35.7	48.0	60.5	72.5	85.7		97.8
	70	37.6	49.6	62.8	75.3	88.2		100.7

 Service instructions
M 10 = 40 Nm

FS 1330-11

CONTI® Single Convolution Air Spring



FS 1330-11

Force-height diagram

Purchase order data

Type	Order No.
Rubber bellows only	61778
Bellows with bead rings 45mm bolts, nuts and washers	61899

Additional types on request

Technical data

Min. pressure	0 bar
Return force to min. height	≤ 89 N
Overall weight with bead rings, bolts, nuts and washers	7.3 kg

Vibration isolation - dynamic characteristic values

Design height H: recommended 125mm, minimum 105mm

Pressure p [bar]	3	4	5	6	7	8	Vol V [l]
Force (Load) [kN]	39.0	52.0	65.0	79.0	93.0	108.0	
Spring rate [N/cm]	8130	10530	12740	15240	17660	19850	
Natural frequency [Hz]	2.3	2.2	2.2	2.2	2.2	2.2	

Pneumatic application - static characteristic values

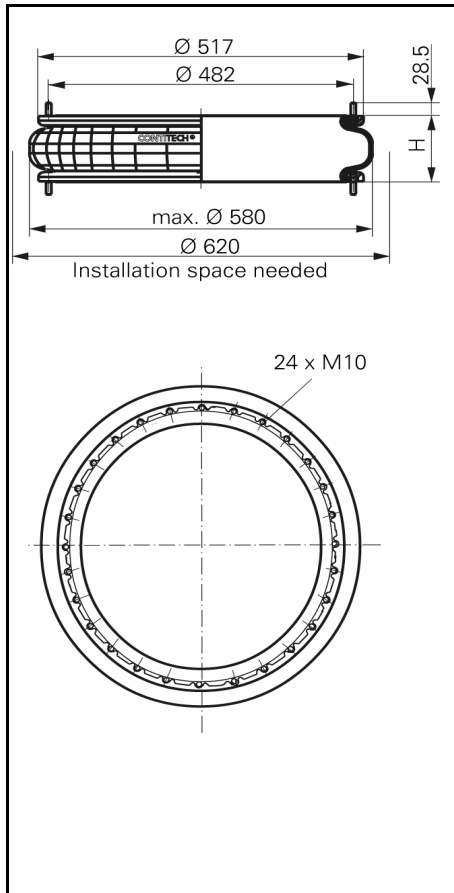
Force F [kN]

Pressure p [bar]	3	4	5	6	7	8	Vol.[l]
Height H [mm]	140	130	120	110	100	90	80
	34.0	37.4	40.3	43.0	46.0	48.4	50.3
	45.8	50.2	54.0	57.6	61.2	64.5	67.1
	57.5	63.0	67.6	72.3	76.8	80.6	83.9
	69.5	76.1	81.4	86.7	92.5	96.9	100.7
	81.8	89.2	95.5	101.8	108.0	113.2	117.7
	94.1	102.4	111.8	119.0	123.7	129.6	134.5
	20.1	18.7	17.1	15.7	14.0	12.7	11.0
							9.3

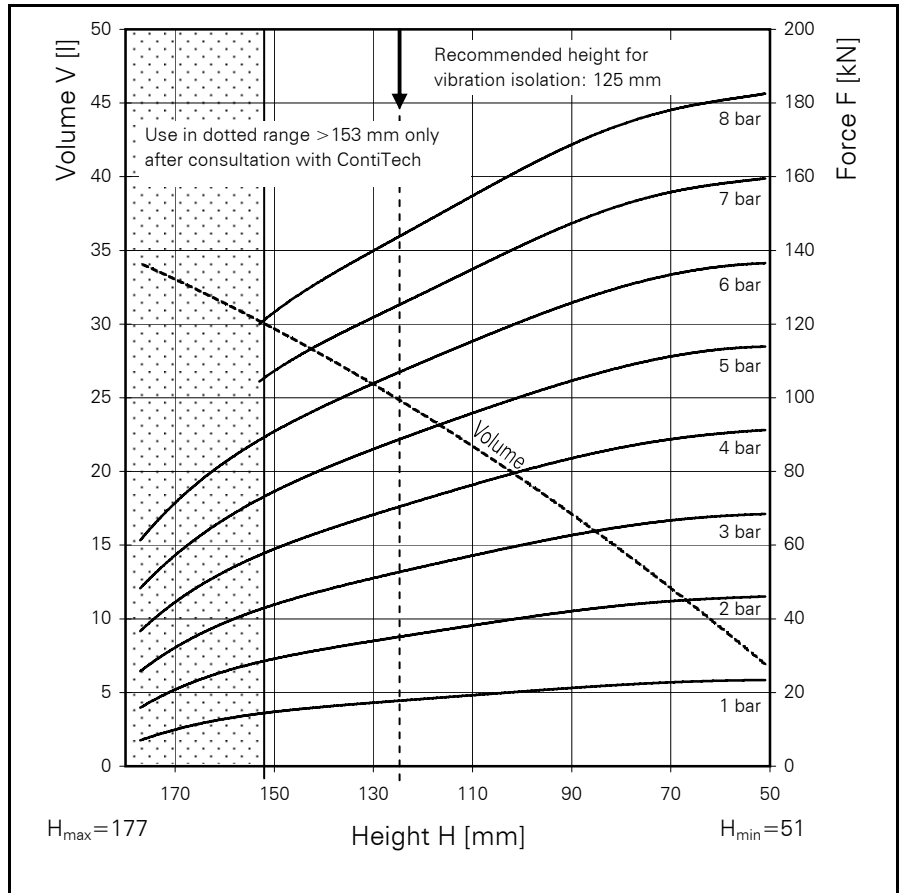
Service instructions
M 10 = 40 Nm

FS 1710-12

CONTI® Single Convolution Air Spring



FS 1710-12



Force-height diagram

Purchase order data

Type	Order No.
Rubber bellows only	61782
Bellows with bead rings, 45mm bolts, nuts and washers	61900

Additional types on request

Technical data

Min. pressure	0 bar
Return force to min. height	≤ 120 N
Overall weight with bead rings, bolts, nuts and washers	8.7 kg

Vibration isolation - dynamic characteristic values

Design height H: recommended 125mm, minimum 110mm

Pressure p [bar]	3	4	5	6	7	8	Vol V [l]
Force (Load) [kN]	53.6	70.6	87.5	110.0	126.7	145.7	
Spring rate [N/cm]	10190	12880	15510	18970	21540	24480	
Natural frequency [Hz]	2.2	2.2	2.1	2.1	2.1	2.1	

Pneumatic application - static characteristic values

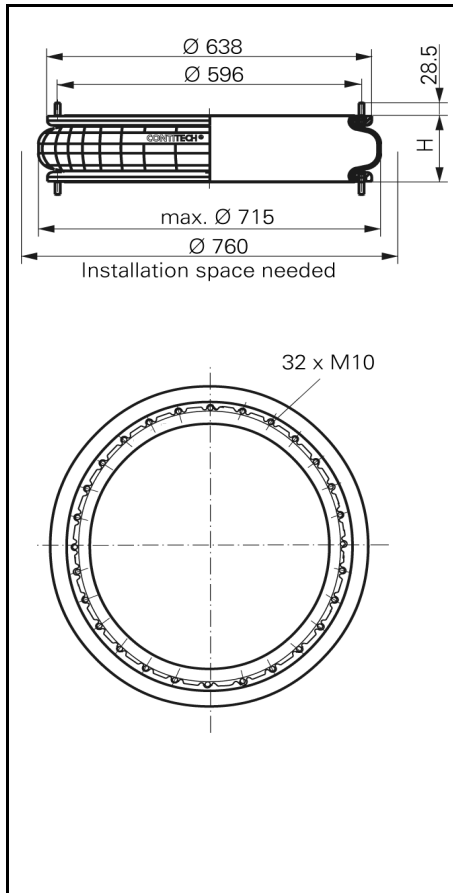
Force F [kN]

Pressure p [bar]	3	4	5	6	7	8	Vol.[l]	
Height H [mm]	140	48.2	64.4	81.2	98.0	115.2		132.3
	120	53.8	72.1	90.6	109.3	128.2		147.2
	100	60.2	80.2	100.5	121.0	141.6		162.3
	80	65.0	86.6	108.5	130.1	152.1		174.0
	60	67.8	90.2	112.9	135.5	158.2		180.8

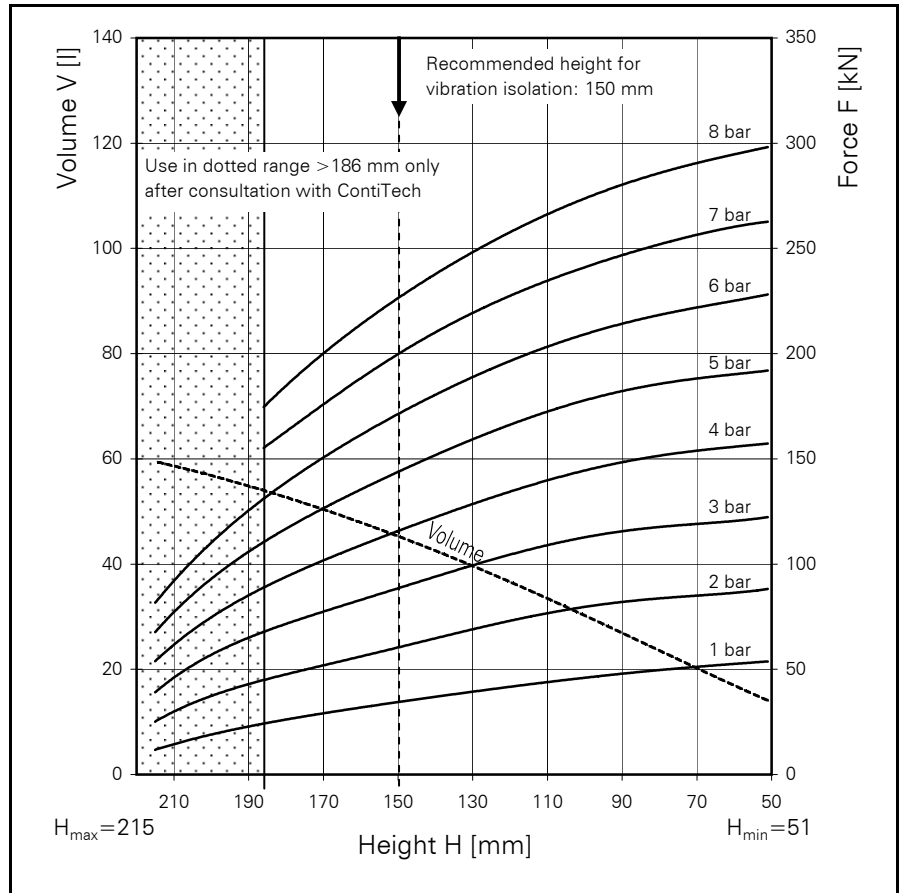
Service instructions
M 10 = 40 Nm

FS 2870-16

CONTI® Single Convolution Air Spring



FS 2870-16



Force-height diagram

Purchase order data

Type	Order No.
Rubber bellows only	61788
Bellows with bead rings, 45 mm bolts, nuts and washers	61901

Additional types on request

Technical data

Min. pressure	0 bar
Return force to min. height	≤ 670 N
Overall weight with bead rings, bolts, nuts and washers	11.1 kg

Vibration isolation - dynamic characteristic values


Design height H: recommended 150mm, minimum 130mm

Pressure p [bar]	3	4	5	6	7	8	Vol V [l]
Force (Load) [kN]	88,7	117	145	173	202	225	
Spring rate [N/mm]	14060	17620	21370	24830	28450	31400	
Natural frequency [Hz]	2.0	2.0	1.9	1.9	1.9	1.8	

Pneumatic application - static characteristic values

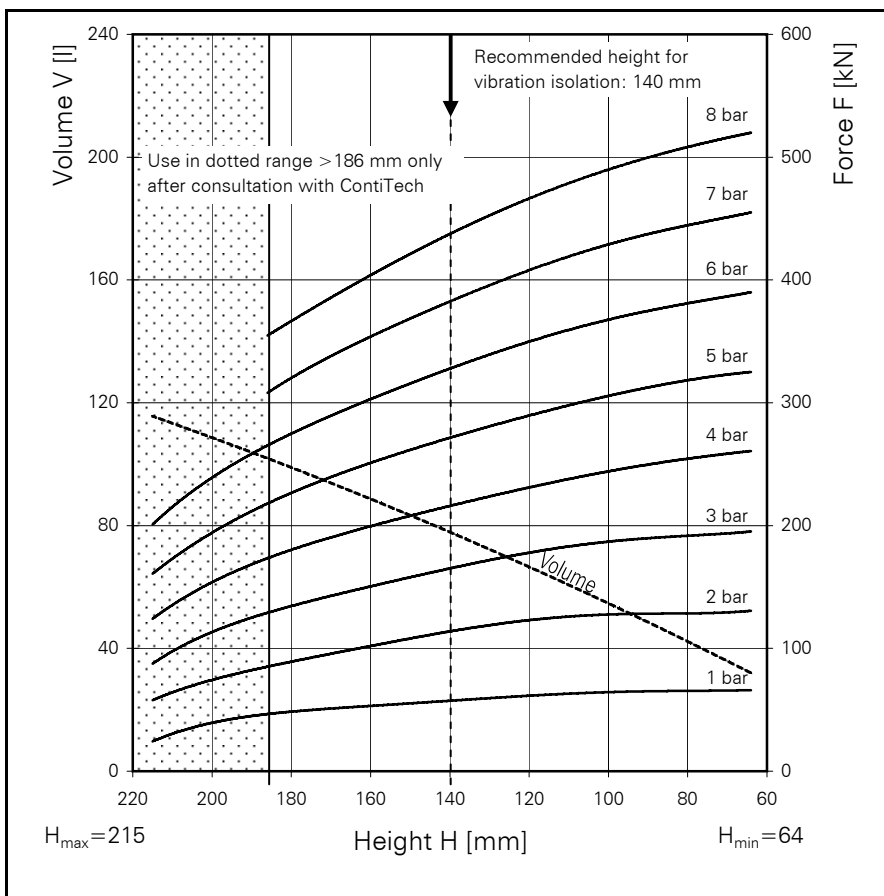
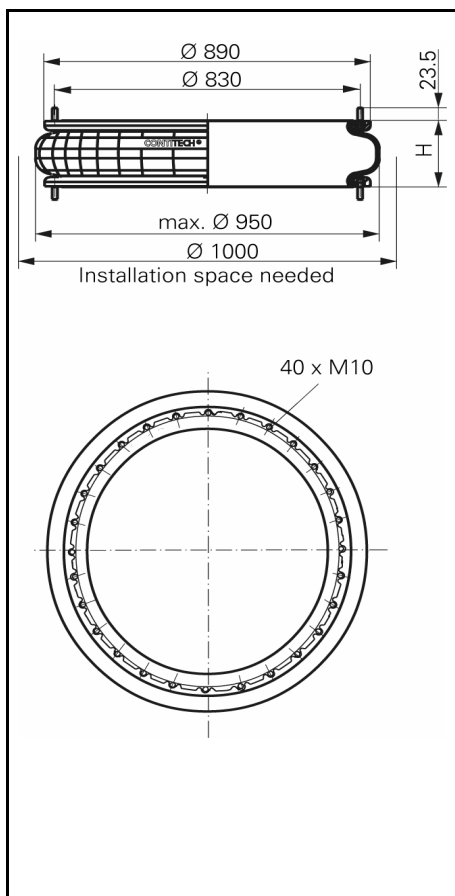
Force F [kN]

Pressure p [bar]	3	4	5	6	7	8	Vol.[l]	
Height H [mm]	180	70.7	93.8	116.8	139.6	163.9		52.5
	160	82.9	107.9	135.6	161.0	188.0		48.0
	140	94.0	123.0	152.0	181.0	209.4		42.3
	120	105.2	135.0	166.0	196.3	228.8		37.0
	100	112.0	144.0	178.0	209.3	240.6		30.0
	80	117.8	150.9	185.4	218.1	251.4		23.6
	60	120.7	156.9	190.5	225.6	261.1		17.0

 Service instructions
M 10 = 40 Nm

FS 5450-16

CONTI® Single Convolution Air Spring



FS 5450-16

Force-height diagram

Purchase order data

Type	Order No.
Rubber bellows only	61785
Bellows with bead rings, 45 mm bolts, nuts and washers	61902

Additional types on request

Technical data

Min. pressure	0 bar
Return force to min. height	≤ 1378 N
Overall weight with bead rings, bolts, nuts and washers	22.0 kg

Vibration isolation - dynamic characteristic values

Design height H: recommended 140mm, minimum 120mm

Pressure p [bar]	3	4	5	6	7	8	Vol V [l]
Force (Load) [kN]	162.0	217.0	272.0	328.0	383.0	438.0	
Spring rate [N/cm]	25780	33040	40150	46970	53750	60520	
Natural frequency [Hz]	2.0	2.0	1.9	1.9	1.9	1.9	

Pneumatic application - static characteristic values

Force F [kN]

Pressure p [bar]	3	4	5	6	7	8	Vol.[l]	
Height H [mm]	180	133.2	180.1	225.4	274.7	320.4	366.2	99.6
	160	152.0	198.2	251.7	303.0	353.5	404.0	89.0
	140	164.0	217.0	272.0	328.5	383.2	437.9	77.4
	120	177.5	231.2	289.0	349.0	407.2	465.3	66.0
	100	188.4	243.6	305.7	368.2	429.5	490.9	55.0
	80	190.8	254.9	318.6	380.9	444.3	507.8	42.0



Service instructions
M 10 = 40 Nm