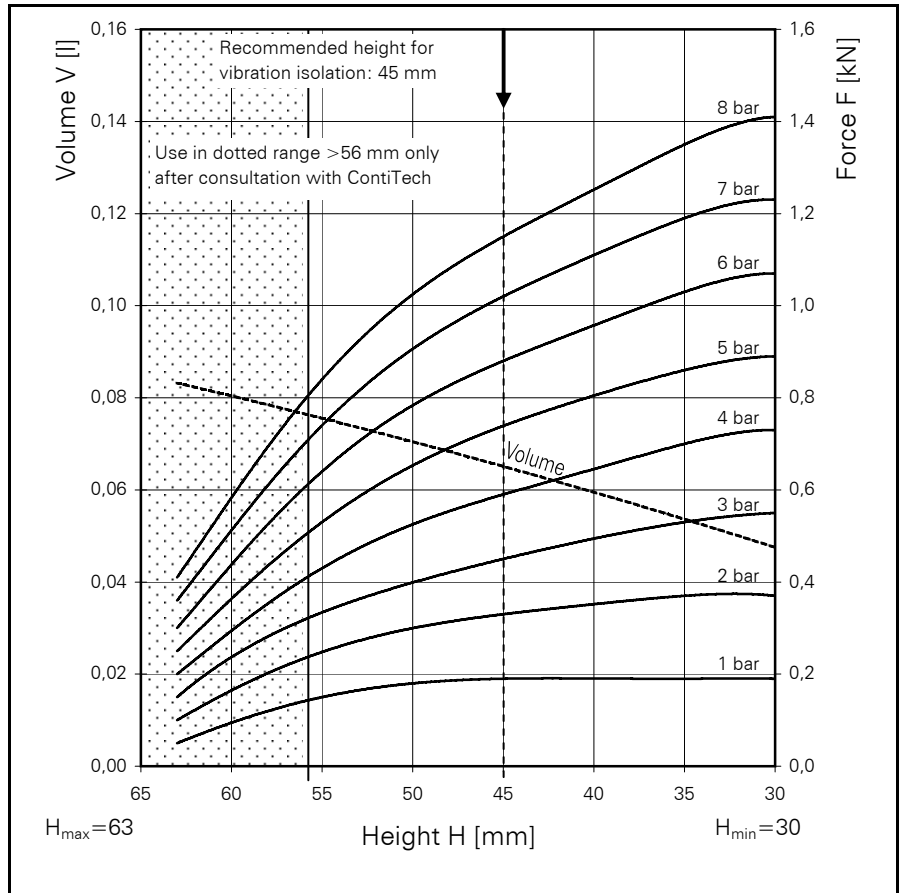
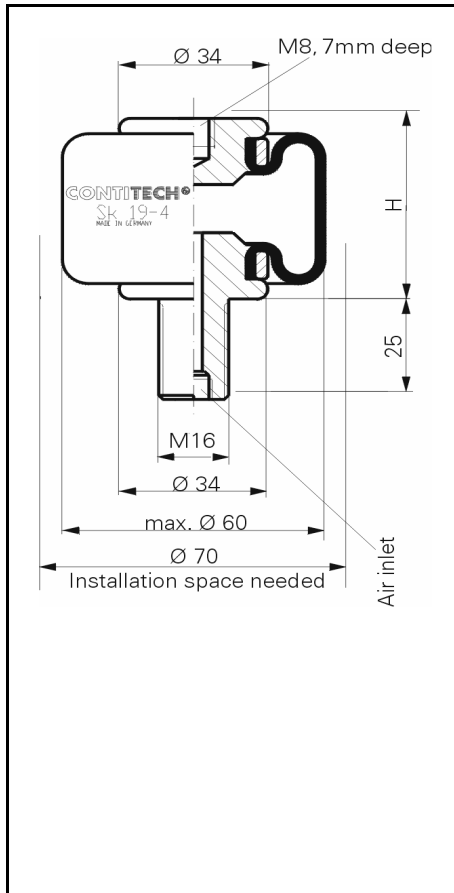


SK 19-4

CONTI® Sleeve Type Air Spring



SK 19-4

Force-height diagram

Purchase order data

Type	Order No.
With G 1/8 air inlet	61956

Technical data

Min. pressure	0 bar
Return force to min. height	≤ 22 N
Overall weight with clamped plates	0.07 kg

Additional types on request

Vibration isolation - dynamic characteristic values

Design height H: recommended 45mm, minimum 30mm

Pressure p [bar]	3	4	5	6	7	8	Vol V [l]
Force (Load) [kN]	0.45	0.59	0.72	0.88	1.02	1.15	
Spring rate [N/cm]	210	260	310	360	410	460	
Natural frequency [Hz]	3.4	3.3	3.3	3.2	3.2	3.2	

Pneumatic application - static characteristic values

Force F [kN]

Pressure p [bar]	3	4	5	6	7	8	Vol. (l)	
Height H [mm]	55	0.33	0.43	0.53	0.64	0.74		0.84
	45	0.45	0.59	0.74	0.88	1.02		1.15
	35	0.53	0.70	0.86	1.03	1.19		1.35



Service instructions

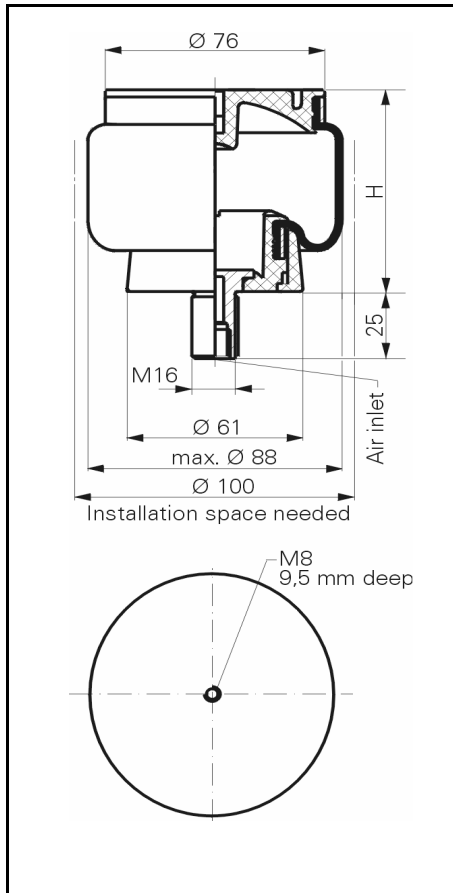
M8 = 3-5 Nm

M16 = 11-14 Nm

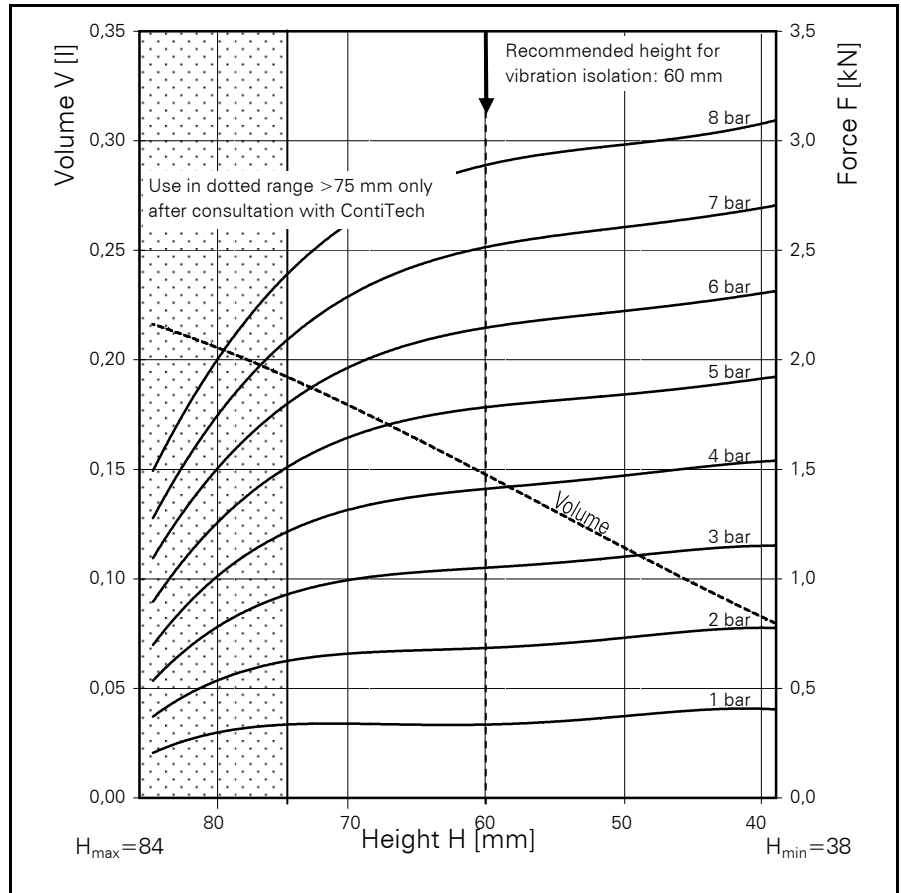
G 1/8 = Handtight plus one turn

SK 37-6 P02

CONTI® Sleeve Type Air Spring



SK 37-6 P02



Force-height diagram

Purchase order data

Type	Order No.
With G 1/8 air inlet, brass stud	63235

Technical data

Min. pressure	0 bar
Return force to min. height	≤ 150 N
Overall weight with clamped plates	0.28 kg

Additional types on request

Vibration isolation - dynamic characteristic values

Design height H: recommended 60mm

Pressure p [bar]	3	4	5	6	7	8	Vol. V [l]
Force (Load) [kN]	1.2	1.5	1.9	2.3	2.7	3.1	0.15
Spring rate [N/cm]	325	410	500	590	670	750	
Natural frequency [Hz]	2.7	2.7	2.7	2.6	2.6	2.6	

Pneumatic application - static characteristic values

Force F [kN]

Pressure p [bar]	3	4	5	6	7	8	Vol.[l]	
Height H [mm]	70	1.0	1.3	1.7	2.0	2.3	2.6	0.18
	60	1.0	1.4	1.8	2.1	2.5	2.9	0.15
	50	1.1	1.5	1.8	2.2	2.6	3.0	0.12
	40	1.2	1.5	1.9	2.3	2.7	3.1	0.09



Service instructions

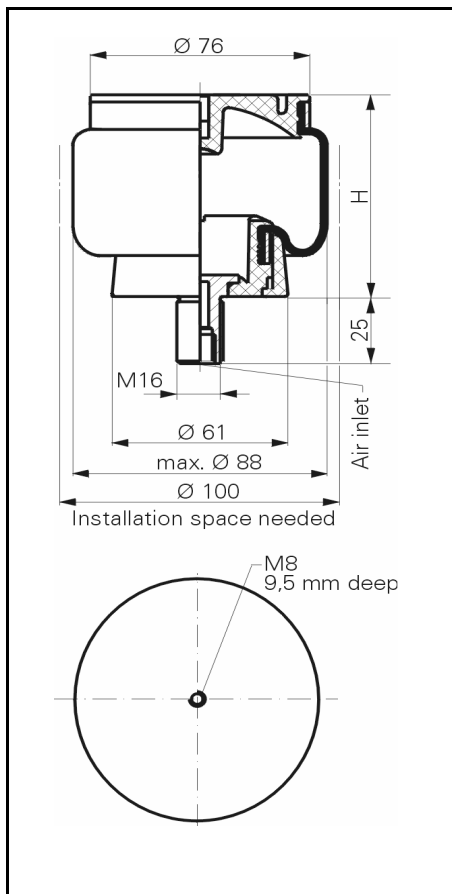
M8 = 5 Nm

M16 = 11-14 Nm

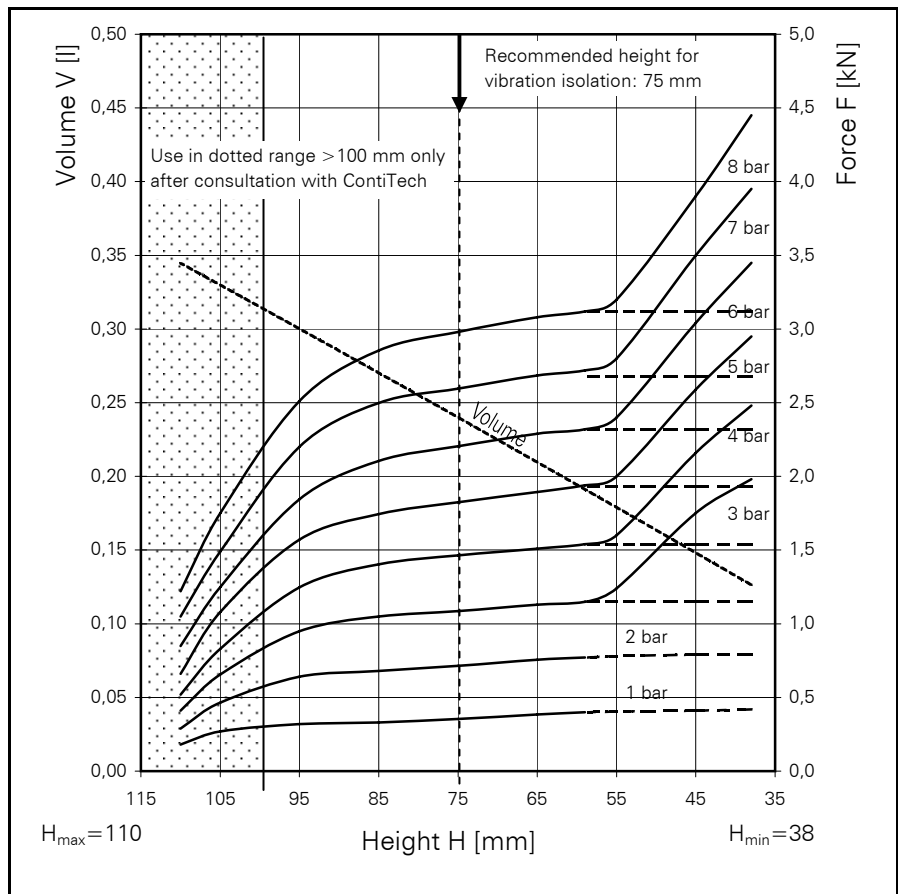
G 1/8 = Handtight plus one turn

SK 37-8 P02

CONTI® Sleeve Type Air Spring



SK 37-8 P02



Force-height diagram

Purchase order data

Type	Order No.
With brass stud G 1/8 air inlet	63334

Technical data

Min. pressure	0 bar
Return force to min. height	≤ 150 N
Overall weight with clamped plates	0.3 kg

Note:

The dotted lines on the static load curves shows the force of the SK 37-8 with an additional 15mm pedestal under the piston. This pedestal is NOT provided by ContiTech. If this pedestal is not used, the the bellows will contact the ground at a height of approx. 55mm. This should be avoided because it could cause wear at the bellows. Minimum pressure for service without pedestal is 3 bar.

Vibration isolation - dynamic characteristic values

Design height H: recommended 75mm, lateral guidance necessary

Pressure p [bar]	3	4	5	6	7	8	Vol V [l]
Force (Load) [kN]	1.1	1.5	1.8	2.2	2.6	3.0	
Spring rate [N/cm]	302	374	432	497	552	615	
Natural frequency [Hz]	2.6	2.6	2.5	2.4	2.4	2.3	

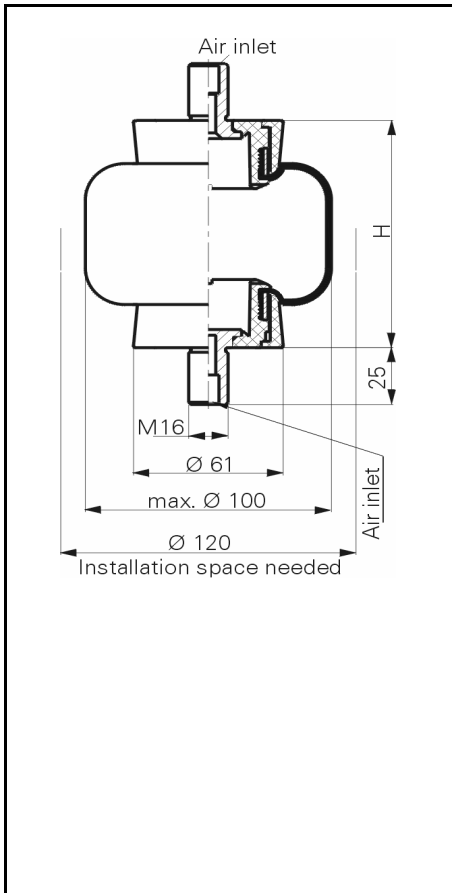
Pneumatic application - static characteristic values

Force F [kN]

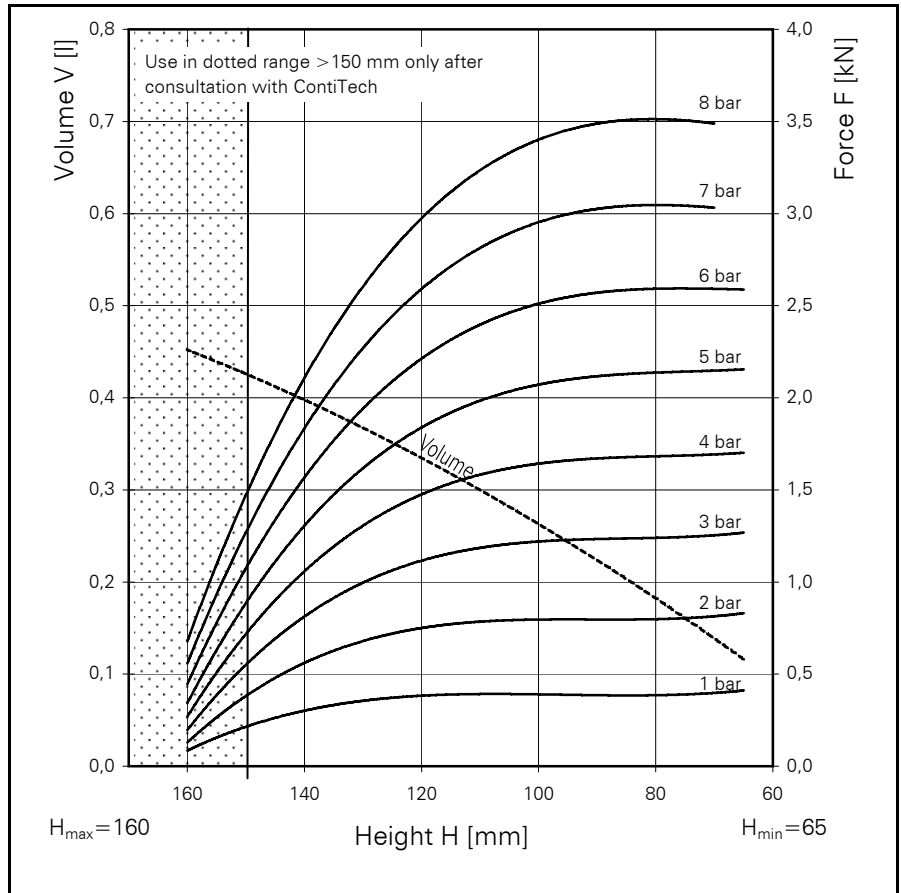
Pressure p [bar]	3	4	5	6	7	8	Vol. (l)	
Height H [mm]	95	0.95	1.25	1.57	1.84	2.20		2.51
	85	1.05	1.40	1.75	2.11	2.50		2.85
	75	1.09	1.46	1.83	2.21	2.60		2.98
	65	1.13	1.51	1.90	2.29	2.68		3.08

- Service instructions
- M8 = 5 Nm
- M16 = 11-14 Nm
- G 1/8 = Handtight plus one turn

SK 37-10 P02 **CONTI® Sleeve Type Air Spring**



SK 37-10 P02



Force-height diagram

Purchase order data

Technical data

Type	Order No.
With brass stud on both ends, G 1/8 air inlet	63232


Min. pressure	0,3 bar
Return force to min. height	≤ 150 N
Overall weight with clamped plates	0.41 kg

Additional types on request

Pneumatic application - static characteristic values

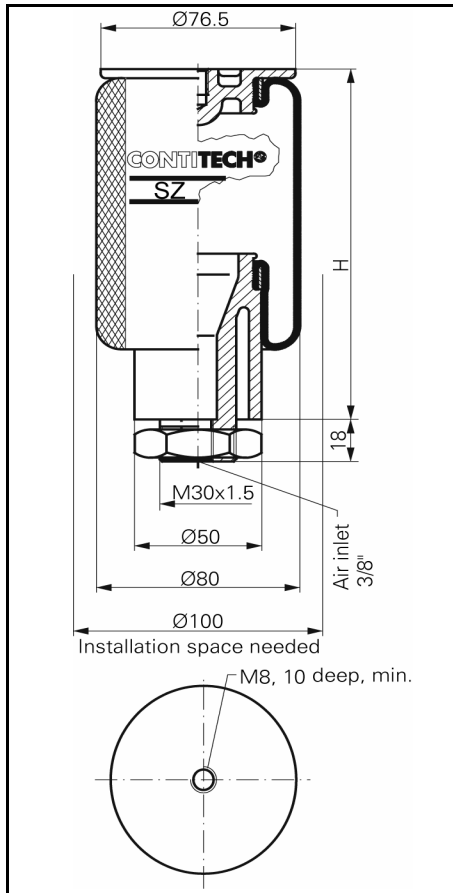
Force F [kN]

Pressure p [bar]	3	4	5	6	7	8	Vol.[l]	
Height H [mm]								
	70	1.3	1.7	2.2	2.6	3.1	3.5	0.14
	90	1.2	1.7	2.1	2.6	3.0	3.5	0.22
	110	1.2	1.6	2.0	2.4	2.8	3.3	0.30
	130	1.0	1.3	1.6	2.0	2.3	2.6	0.39
	150	0.5	0.7	0.9	1.0	1.2	1.4	0.43

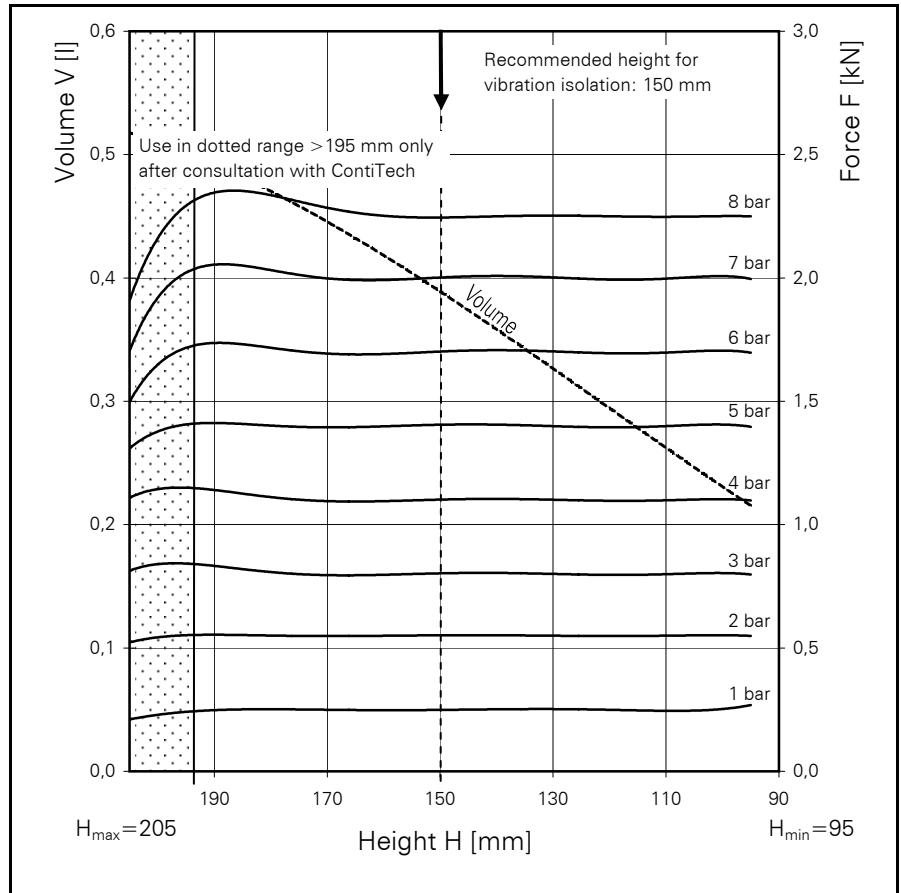
 Service instructions
 M16 = 11-14 Nm
 G 1/8 = Handtight plus one turn

SZ 35-11

CONTI® Sleeve Type Air Spring



SZ 35-11



Force-height diagram

Purchase order data

Type	Order No.
With G 3/8 air inlet	2687 001 000

Technical data

Min. pressure	0,9 [bar]
Return force to min. height	≤ 350 [N]
Overall weight with nut	0.4 [kg]

Additional types on request

Vibration isolation - dynamic characteristic values

Design height H: recommended 150mm, lateral guidance necessary

Pressure p [bar]	3	4	5	6	7	8	Vol V [l]
Force (Load) [kN]	0.8	1.1	1.4	1.7	1.95	2.25	0.38
Spring rate [N/cm]	165	200	235	270	305	340	
Natural frequency [Hz]	2.3	2.1	2.1	2.0	2.0	2.0	

Pneumatic application - static characteristic values

Force F [kN]

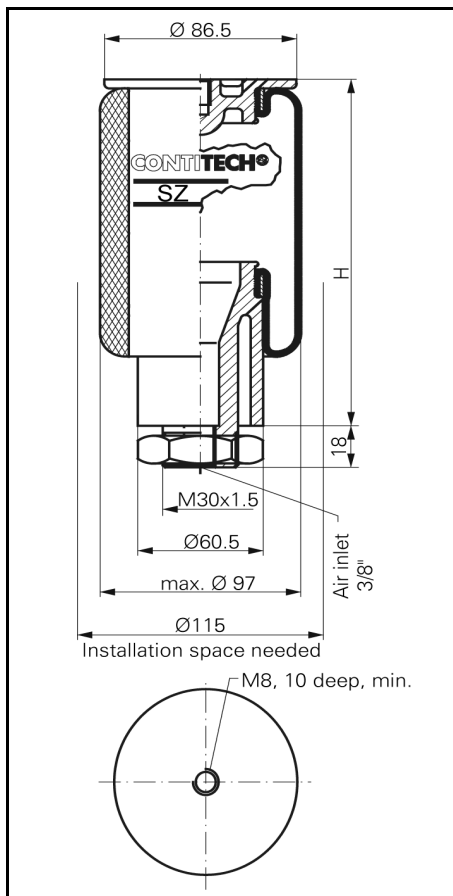
Pressure p [bar]	3	4	5	6	7	8	Vol V [l]				
Height H [mm]	190	160	130	100	0.8	1.2	1.4	1.8	2.1	2.4	0.5
		0.8	1.1	1.4	1.7	2.0	2.3	0.4			
		0.8	1.1	1.4	1.7	2.0	2.3	0.3			
		0.8	1.1	1.4	1.7	2.0	2.3	0.2			



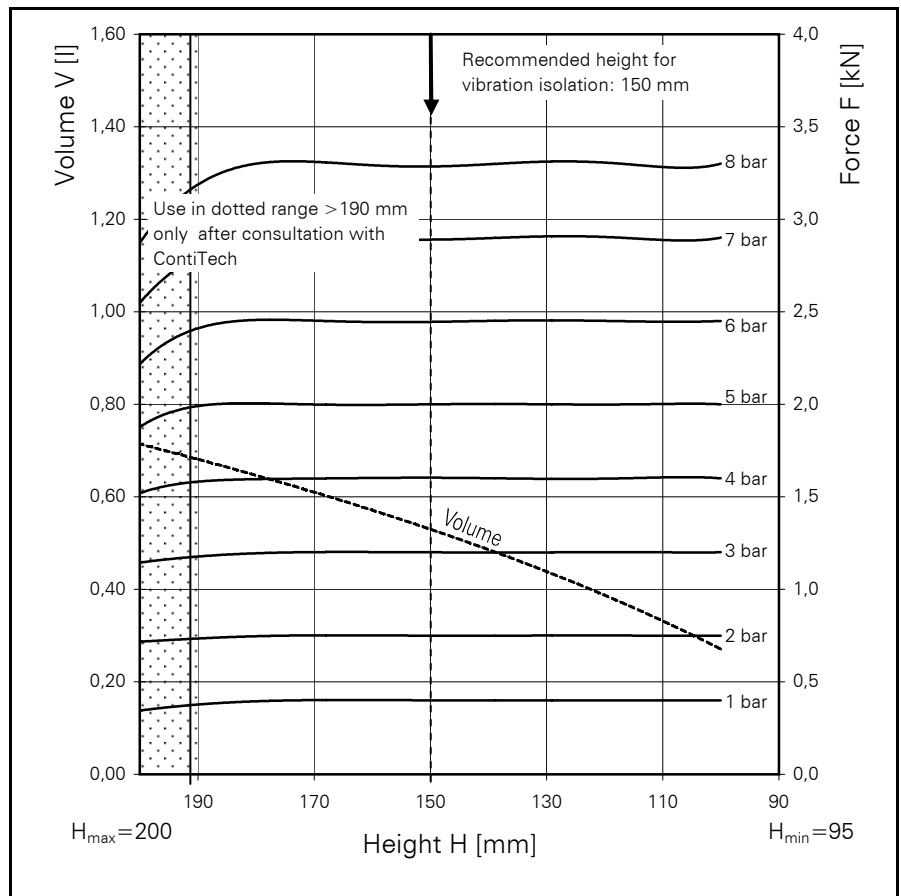
Service instructions
 M8 = 5 Nm
 M30x1.5 = 40 Nm
 G 3/8 = 10 Nm

SZ 50-11

CONTI® Sleeve Type Air Spring



SZ 50-11



Force-height diagram

Purchase order data

Type	Order No.
With G 3/8 air inlet	2687 015 000

Technical data

Min. pressure	0,9 bar
Return force to min. height	≤ 450 N
Overall weight with nut	0.5 kg

Additional types on request

Vibration isolation - dynamic characteristic values

Design height H: recommended 150mm, lateral guidance necessary

Pressure p [bar]	3	4	5	6	7	8	Vol. V[l]
Force (Load) [kN]	1.20	1.60	2.00	2.50	2.90	3.30	0.51
Spring rate [N/cm]	185	240	295	350	405	460	
Natural frequency [Hz]	2.0	1.9	1.9	1.9	1.9	1.9	

Pneumatic application - static characteristic values

Force F [kN]

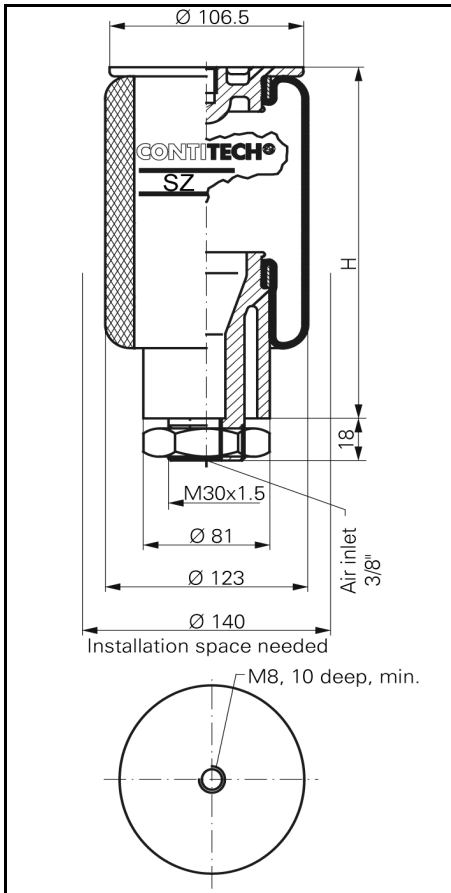
Pressure p [bar]	3	4	5	6	7	8	Vol.[l]
Height H [mm]	190	1.6	2.0	2.4	2.8	3.2	0.7
	160	1.2	1.6	2.0	2.5	2.9	0.6
	130	1.2	1.6	2.0	2.5	2.9	0.4
	100	1.2	1.6	2.0	2.5	2.9	0.3



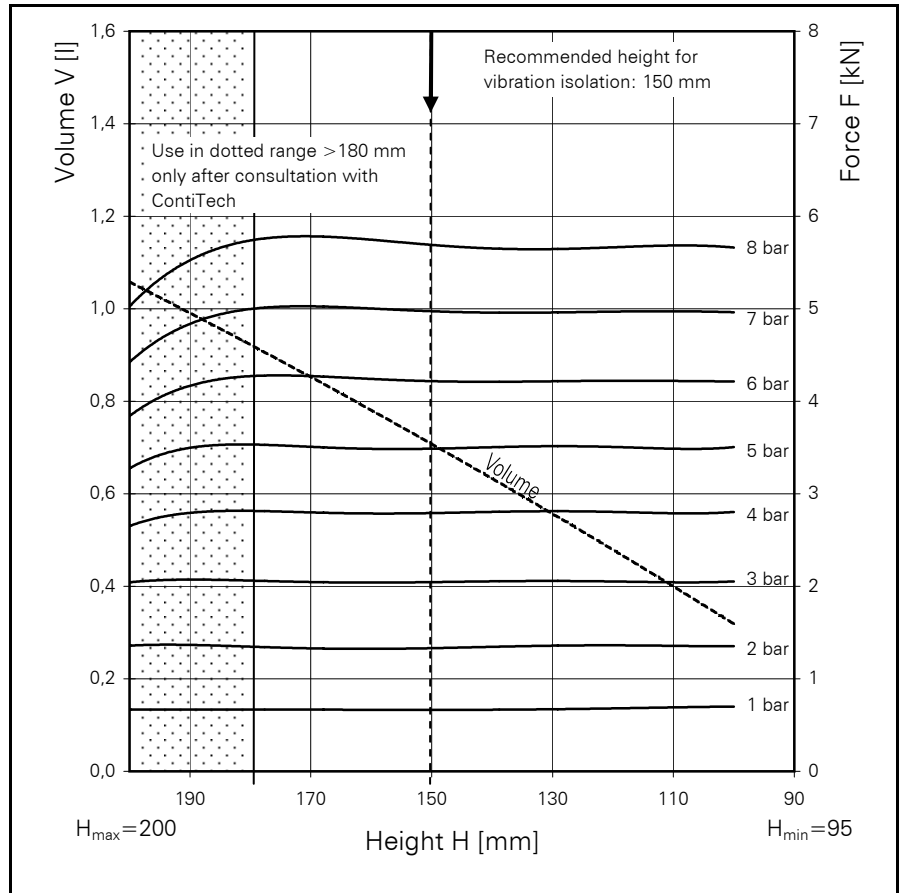
Service instructions
 M8 = 5 Nm
 M30x1.5 = 40 Nm
 G 3/8 = 10 Nm

SZ 70-11

CONTI® Sleeve Type Air Spring



SZ 70-11



Force-height diagram

Purchase order data

Type	Order No.
With G3/8 air inlet	2687 030 000

Additional types on request

Technical data

Min. pressure	0,9 bar
Return force to min. height	≤ 700 N
Overall weight with nut	0.65 kg

Vibration isolation - dynamic characteristic values

Design height H: recommended 150mm, lateral guidance necessary

Pressure p [bar]	3	4	5	6	7	8	Vol. V[l]
Force (Load) [kN]	2.00	2.75	3.45	4.20	4.90	5.65	
Spring rate [N/cm]	335	435	530	625	720	815	
Natural frequency [Hz]	2.1	2.0	2.0	1.9	1.9	1.9	

Pneumatic application - static characteristic values

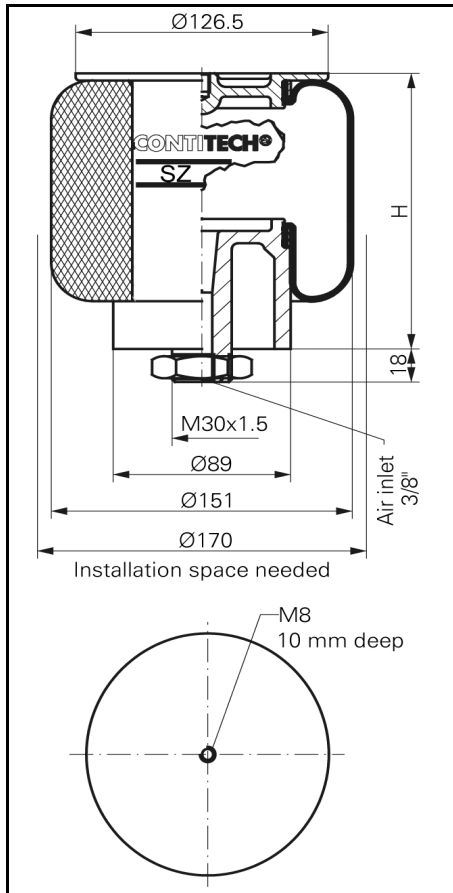
Force F [kN]

Pressure p [bar]	3	4	5	6	7	8	Vol.[l]	
Height H [mm]	180	2.1	2.8	3.5	4.3	5.1		5.8
	160	2.1	2.8	3.5	4.2	5.0		5.7
	140	2.1	2.8	3.5	4.2	5.0		5.7
	120	2.1	2.8	3.5	4.2	5.0		5.7
	100	2.1	2.8	3.5	4.2	5.0		5.7

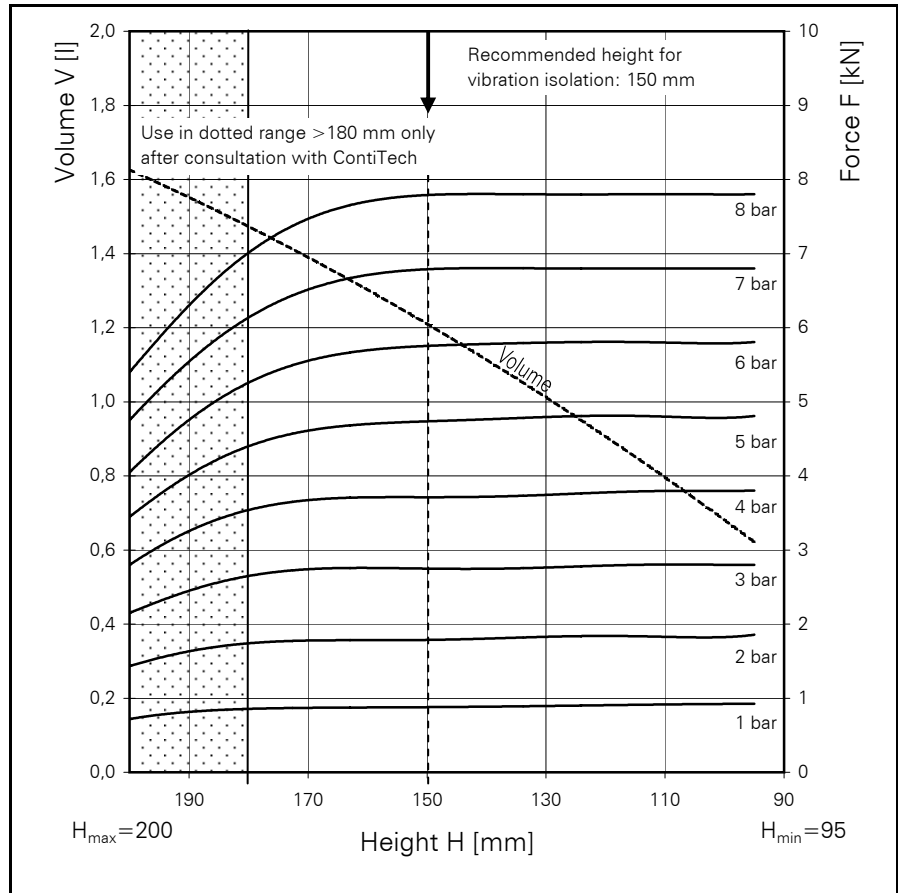


Service instructions
 M8 = 5 Nm
 M30x1.5 = 40 Nm
 G 3/8 = 10 Nm

SZ 100-11 CONTI® Sleeve Type Air Spring



SZ 100-11



Force-height diagram

Purchase order data

Type	Order No.
With G 3/8 air inlet	2687 045 000

Technical data

Min. pressure	0,9 [bar]
Return force to min. height	≤ 900 [N]
Overall weight with nut	0.7 [kg]

Additional types on request

Vibration isolation - dynamic characteristic values

Design height H: recommended 150mm, lateral guidance necessary

Pressure p [bar]	3	4	5	6	7	8	Vol V [l]
Force (Load) [kN]	2.75	3.70	4.70	5.70	6.80	7.80	1.21
Spring rate [N/cm]	435	545	655	765	875	985	
Natural frequency [Hz]	2.0	1.9	1.9	1.8	1.8	1.8	

Pneumatic application - static characteristic values

Force F [kN]

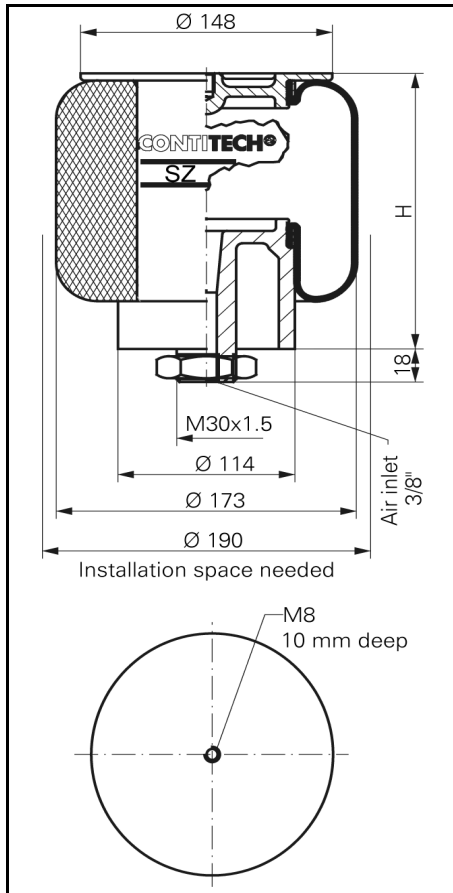
Pressure p [bar]	3	4	5	6	7	8	Vol.[l]	
Height H [mm]	175	2.7	3.6	4.6	5.5	6.4	7.3	1.5
	160	2.8	3.7	4.7	5.7	6.7	7.7	1.3
	145	2.8	3.7	4.8	5.8	6.8	7.8	1.2
	130	2.8	3.8	4.8	5.8	6.8	7.8	1.0
	115	2.8	3.8	4.8	5.8	6.8	7.8	0.9
	100	2.8	3.8	4.8	5.8	6.8	7.8	0.7



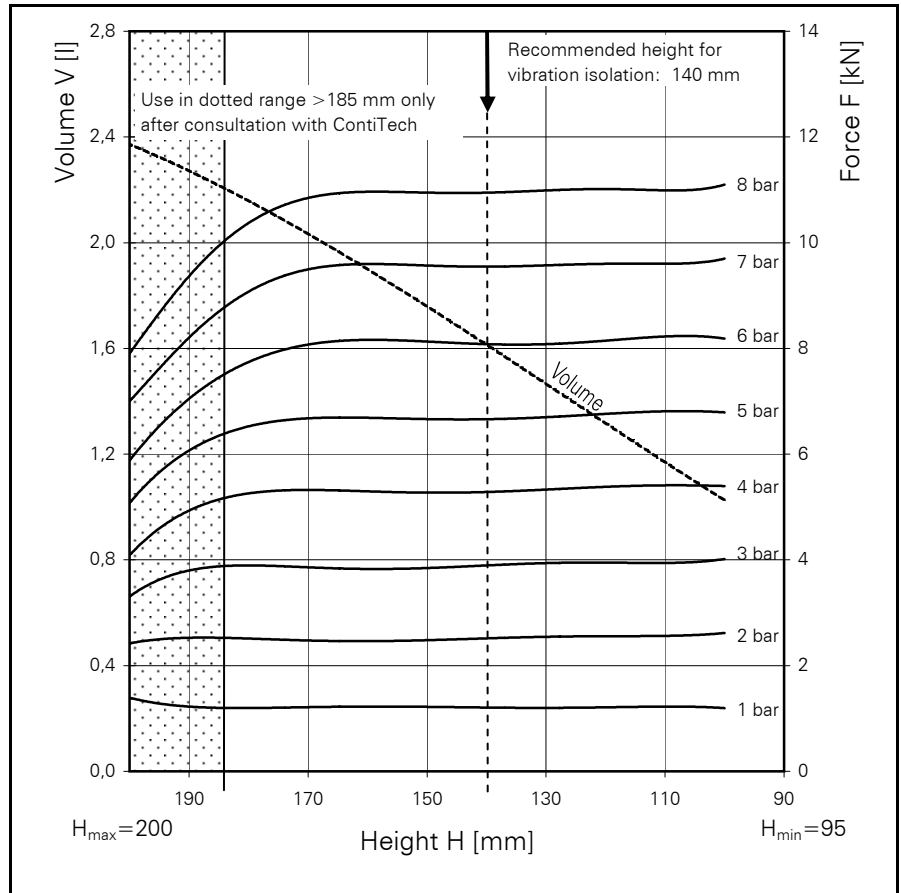
Service instructions
 M8 = 5 Nm
 M30x1.5 = 40 Nm
 G 3/8 = 10 Nm

SZ 140-11

CONTI® Sleeve Type Air Spring



SZ 140-11



Force-height diagram

Purchase order data

Type	Order No.
With G 3/8 air inlet	2687 060 000

Additional types on request

Technical data

Min. pressure	0,9 bar
Return force to min. height	≤ 1300 N
Overall weight with nut	1.0 kg

Vibration isolation - dynamic characteristic values

Design height H: recommended 140mm, lateral guidance necessary

Pressure p [bar]	3	4	5	6	7	8	Vol. V[l]
Force (Load) [kN]	3.9	5.3	6.7	8.1	9.6	10.9	1.61
Spring rate [N/cm]	810	1020	1240	1460	1690	1920	
Natural frequency [Hz]	2.3	2.2	2.2	2.1	2.1	2.1	

Pneumatic application - static characteristic values

Force F [kN]

Pressure p [bar]	3	4	5	6	7	8	Vol.[l]	
Height H [mm]	175	3.9	5.4	6.7	8.0	9.3	10.6	2.10
	160	3.8	5.2	6.6	8.1	9.6	11.0	1.90
	145	3.9	5.3	6.7	8.1	9.6	10.9	1.68
	130	3.9	5.3	6.7	8.1	9.6	11.0	1.46
	115	4.0	5.4	6.8	8.2	9.6	11.0	1.25
	100	4.0	5.4	6.8	8.2	9.7	11.1	1.02



Service instructions

- M8 = 5 Nm
- M30x1.5 = 40 Nm
- G 3/8 = 10 Nm